

ZIPK-Phospho 311Ser antibody



Catalog Number: 117063

Product name

ZIPK-Phospho 311Ser antibody

IP: 1:200-1:1000

IHC: 1:20-1:200

Specificity

Human, Mouse; other species not tested.

Antibody description

ZIPK-Phospho 311Ser Rabbit Polyclonal antibody. Positive IHC detected in human breast cancer tissue. Positive WB detected in HEK-293 cells, Transfected HEK-293 cells. Positive IP detected in HEK-293 cells. Observed molecular weight by Western-blot: 52.5kd

Preparation

This antibody was obtained by immunization of Peptide (Accession Number: NM_001348). Purification method: Antigen affinity purified.

Formulation

PBS with 0.1% sodium azide and 50% glycerol pH 7.3.

Storage

Store at -20°C. DO NOT ALIQUOT

Clonality

Polyclonal

Ig Type

Rabbit IgG

Applications


ELISA, WB, IHC, IP

Dilutions

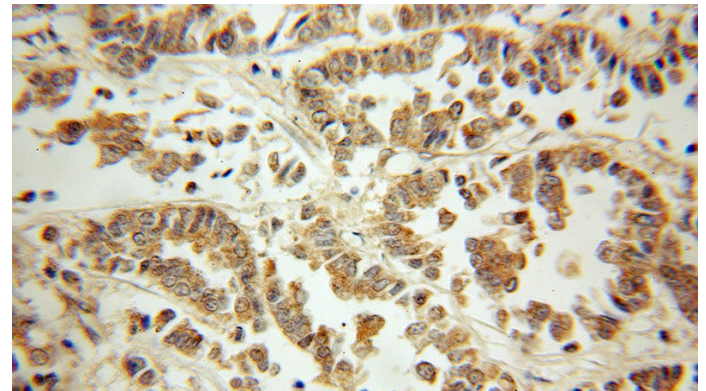
Recommended Dilution:

WB: 1:500-1:5000

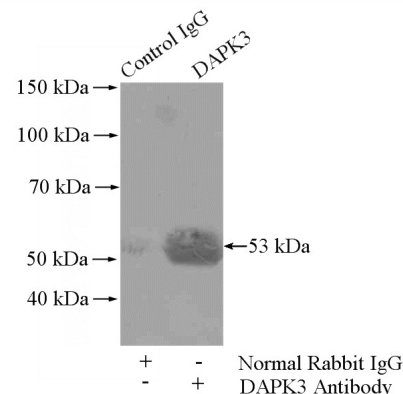
Validations



HEK-293 cells were subjected to SDS PAGE followed by western blot with Catalog No:117063(ZIPK-Phospho 311Ser antibody) at dilution of 1:1000



Immunohistochemical of paraffin-embedded human breast cancer using Catalog No:117063(ZIPK-Phospho 311Ser antibody) at dilution of 1:50 (under 10x lens)



ZIPK-Phospho 311Ser antibody



Catalog Number: 117063

IP Result of anti-ZIPK-Phospho 311Ser (IP:Catalog No:117063, 4ug; Detection:Catalog No:117063 1:300) with HEK-293 cells lysate 3200ug.