

ZDHHC9 antibody

Catalog Number: 117036

Product name

ZDHHC9 antibody

IHC: 1:20-1:200

IF: 1:10-1:100


Specificity

Human, Mouse; other species not tested.

Validations

Antibody description

ZDHHC9 Rabbit Polyclonal antibody. Positive IF detected in SH-SY5Y cells. Positive IHC detected in human testis tissue. Positive WB detected in SH-SY5Y cells, mouse brain tissue, mouse liver tissue, mouse skeletal muscle tissue. Observed molecular weight by Western-blot: 38-48 kDa



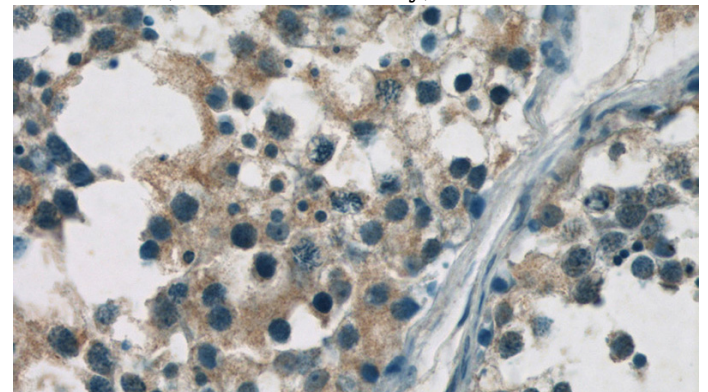
Preparation

This antibody was obtained by immunization of ZDHHC9 recombinant protein (Accession Number: NM_016032). Purification method: Antigen Affinity purified.

SH-SY5Y cells were subjected to SDS PAGE followed by western blot with Catalog No:117036(ZDHHC9 Antibody) at dilution of 1:300

Formulation

PBS with 0.02% sodium azide and 50% glycerol pH 7.3.



Storage

Store at -20°C. DO NOT ALIQUOT

Clonality

Polyclonal

Immunohistochemistry of paraffin-embedded human testis tissue slide using Catalog No:117036(ZDHHC9 Antibody) at dilution of 1:50 (under 40x lens)

Ig Type

Rabbit IgG

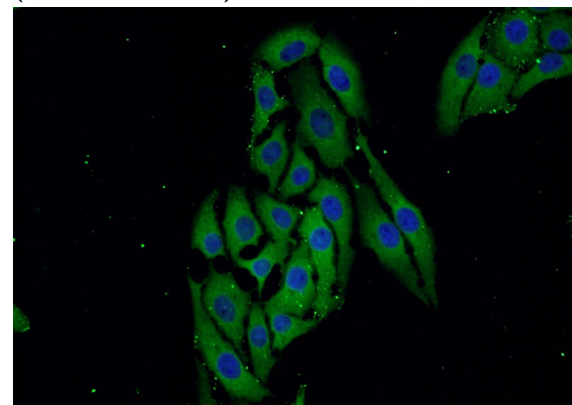
Applications

ELISA, WB, IHC, IF

Dilutions

Recommended Dilution:

WB: 1:200-1:1000



Immunofluorescent analysis of SH-SY5Y cells

ZDHHC9 antibody



Catalog Number: 117036

using Catalog No:117036(ZDHHC9 Antibody) at

dilution of 1:25 and Alexa Fluor 488-conjugated
AffiniPure Goat Anti-Rabbit IgG(H+L)