

ZNF654 antibody

Catalog Number: 117017

Product name

ZNF654 antibody

IHC: 1:20-1:200

IF: 1:20-1:200

Specificity

Human, Mouse; other species not tested.

Antibody description

ZNF654 Rabbit Polyclonal antibody. Positive IF detected in HepG2 cells. Positive IHC detected in human testis tissue, human ovary tissue. Positive WB detected in mouse ovary tissue, MCF-7 cells. Observed molecular weight by Western-blot: 66 kDa

Preparation

This antibody was obtained by immunization of ZNF654 recombinant protein (Accession Number: NM_018293). Purification method: Antigen affinity purified.

Formulation

PBS with 0.1% sodium azide and 50% glycerol pH 7.3.

Storage

Store at -20°C. DO NOT ALIQUOT

Clonality

Polyclonal

Ig Type

Rabbit IgG

Applications


ELISA, WB, IF, IHC

Dilutions

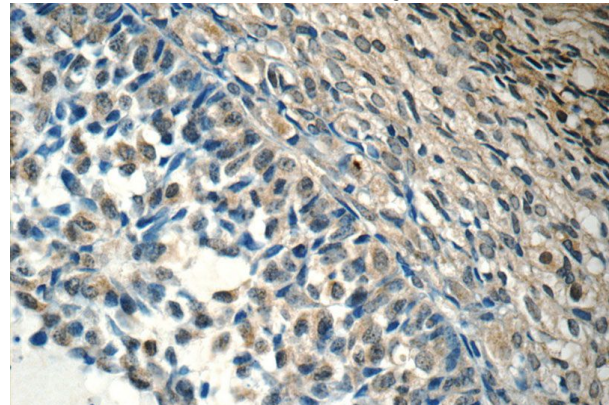
Recommended Dilution:

WB: 1:200-1:2000

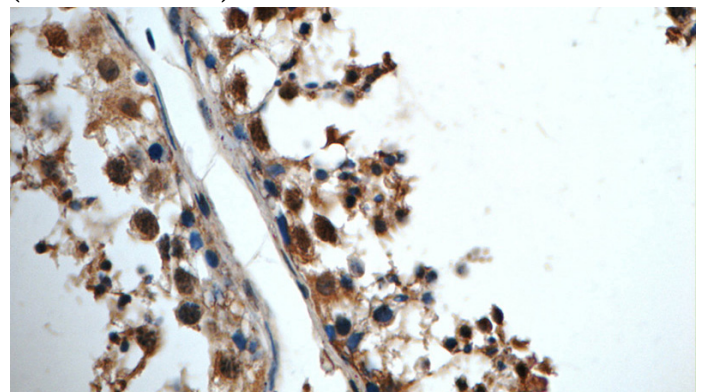
Validations



mouse ovary tissue were subjected to SDS PAGE followed by western blot with Catalog No:117017(ZNF654 Antibody) at dilution of 1:600



Immunohistochemistry of paraffin-embedded human ovary tissue slide using Catalog No:117017(ZNF654 Antibody) at dilution of 1:50 (under 40x lens)

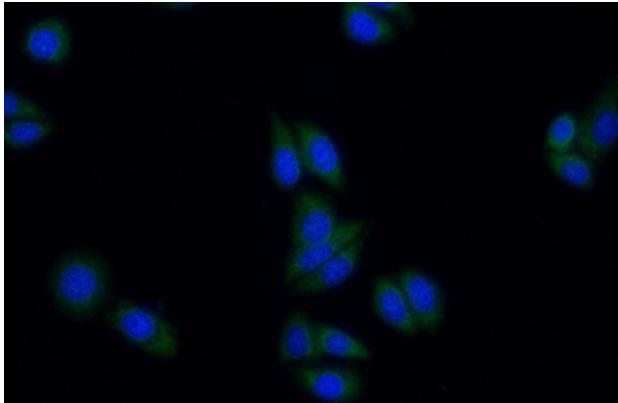


Immunohistochemistry of paraffin-embedded

ZNF654 antibody

Catalog Number: 117017

human testis tissue slide using Catalog No:117017(ZNF654 Antibody) at dilution of 1:50 (under 40x lens)



Immunofluorescent analysis of HepG2 cells using Catalog No:117017(ZNF654 Antibody) at dilution of 1:50 and Alexa Fluor 488-conjugated AffiniPure Goat Anti-Rabbit IgG(H+L)