

ZNF597 antibody

Catalog Number: 117009

Product name

ZNF597 antibody

Specificity

Human; other species not tested.

Antibody description

ZNF597 Rabbit Polyclonal antibody. Positive IHC detected in human brain tissue. Positive WB detected in Jurkat cells, HeLa cells, HepG2 cells. Observed molecular weight by Western-blot: 48 kDa

Preparation

This antibody was obtained by immunization of ZNF597 recombinant protein (Accession Number: NM_152457). Purification method: Antigen affinity purified.

Formulation

PBS with 0.02% sodium azide and 50% glycerol pH 7.3.

Storage

Store at -20°C. DO NOT ALIQUOT

Clonality

Polyclonal

Ig Type

Rabbit IgG

Applications

ELISA, WB, IHC


Dilutions

Recommended Dilution:

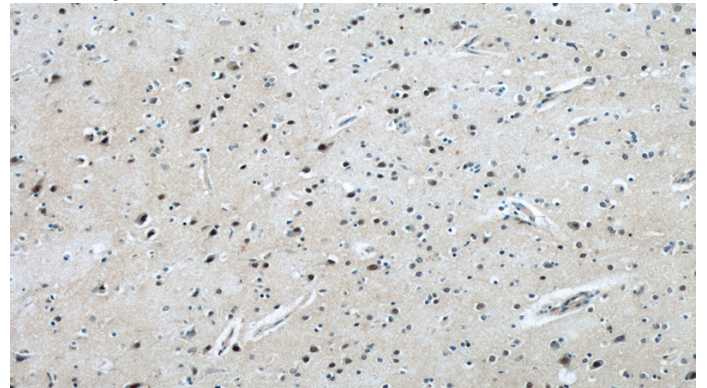
WB: 1:500-1:5000

IHC: 1:20-1:200

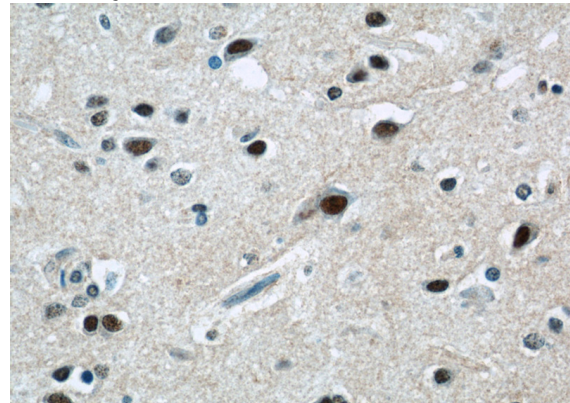
Validations



Jurkat cells were subjected to SDS PAGE followed by western blot with Catalog No:117009(ZNF597 antibody) at dilution of 1:500



Immunohistochemical of paraffin-embedded human brain using Catalog No:117009(ZNF597 antibody) at dilution of 1:50 (under 10x lens)



Immunohistochemical of paraffin-embedded human brain using Catalog No:117009(ZNF597 antibody) at dilution of 1:50 (under 40x lens)