

ZMYND8 antibody

Catalog Number: 116943

Product name

ZMYND8 antibody

IP: 1:200-1:1000

IHC: 1:20-1:200

Specificity

Human, Mouse, Rat; other species not tested.

Antibody description

ZMYND8 Rabbit Polyclonal antibody. Positive WB detected in Transfected HEK-293 cells. Positive IP detected in HeLa cells. Positive IHC detected in human lung cancer tissue. Observed molecular weight by Western-blot: 150 kDa

Preparation

This antibody was obtained by immunization of ZMYND8 recombinant protein (Accession Number: BC030721). Purification method: Antigen affinity purified.

Formulation

PBS with 0.1% sodium azide and 50% glycerol pH 7.3.

Storage

Store at -20°C. DO NOT ALIQUOT

Clonality

Polyclonal

Ig Type

Rabbit IgG

Applications

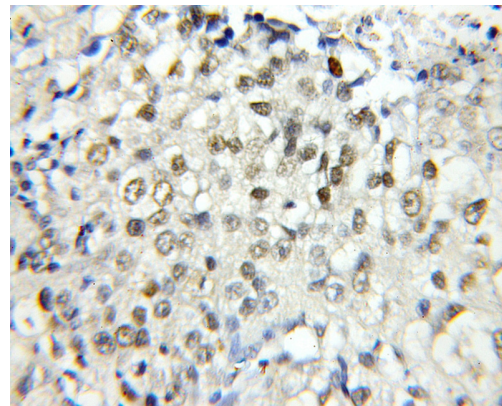
ELISA, IHC, IP, WB

Dilutions


Recommended Dilution:

WB: 1:500-1:5000

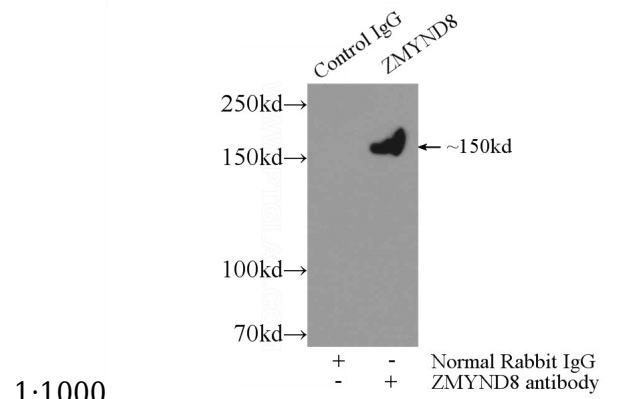
Validations



Immunohistochemical of paraffin-embedded human lung cancer using Catalog No:116943(ZMYND8 antibody) at dilution of 1:50 (under 10x lens)



Transfected HEK-293 cells were subjected to SDS PAGE followed by western blot with Catalog No:116943(ZMYND8 Antibody) at dilution of



1:1000

IP Result of anti-ZMYND8 (IP:Catalog No:116943, 3ug; Detection:Catalog No:116943 1:300) with

ZMYND8 antibody



Catalog Number: 116943

HeLa cells lysate 920ug.