

ZMPSTE24 antibody

Catalog Number: 116940

Product name

ZMPSTE24 antibody

IP: 1:200-1:1000

IF: 1:10-1:100

Specificity

Human, Mouse, Rat; other species not tested.

Antibody description

ZMPSTE24 Rabbit Polyclonal antibody. Positive IP detected in PC-3 cells. Positive WB detected in PC-3 cells. Positive IF detected in PC-3 cells. Observed molecular weight by Western-blot: 55 kDa

Preparation

This antibody was obtained by immunization of ZMPSTE24 recombinant protein (Accession Number: NM_005857). Purification method: Antigen affinity purified.

Formulation

PBS with 0.02% sodium azide and 50% glycerol pH 7.3.

Storage

Store at -20°C. DO NOT ALIQUOT

Clonality

Polyclonal

Ig Type

Rabbit IgG

Applications


ELISA, WB, IF, IP

Dilutions

Recommended Dilution:

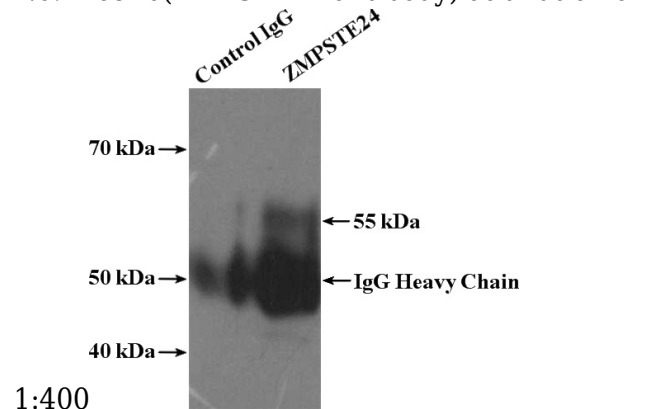
WB: 1:200-1:2000

Validations

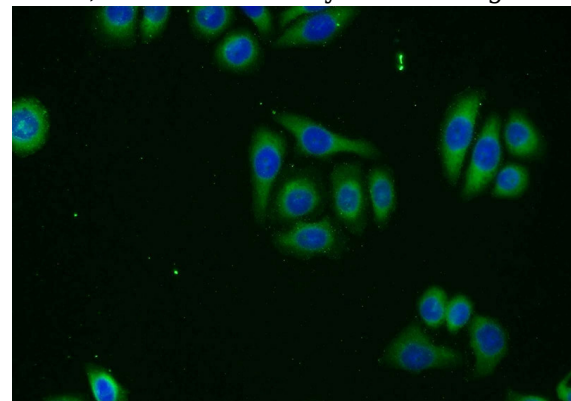


PC-3 cells were subjected to SDS PAGE followed by western blot with Catalog No:116940(ZMPSTE24 antibody) at dilution of

1:400



IP Result of anti-ZMPSTE24 (IP:Catalog No:116940, 4ug; Detection:Catalog No:116940 1:300) with PC-3 cells lysate 3200ug.



Immunofluorescent analysis of PC-3 cells using

ZMPSTE24 antibody



Catalog Number: 116940

Catalog No:116940(ZMPSTE24 Antibody) at

dilution of 1:25 and Alexa Fluor 488-conjugated
AffiniPure Goat Anti-Rabbit IgG(H+L)