

WDR5 antibody



Catalog Number: 116871

Product name

WDR5 antibody

Specificity

Human, Mouse, Rat; other species not tested.

Antibody description

WDR5 Rabbit Polyclonal antibody. Positive WB detected in NIH/3T3 cells, HT-1080 cells, human testis tissue. Positive IHC detected in human brain. Observed molecular weight by Western-blot: 36kd

Preparation

This antibody was obtained by immunization of WDR5 recombinant protein (Accession Number: NM_001384415). Purification method: Antigen affinity purified.

Formulation

PBS with 0.02% sodium azide and 50% glycerol pH 7.3.

Storage

Store at -20°C. DO NOT ALIQUOT

Clonality

Polyclonal

Ig Type

Rabbit IgG

Applications

ELISA, WB, IHC


Dilutions

Recommended Dilution:

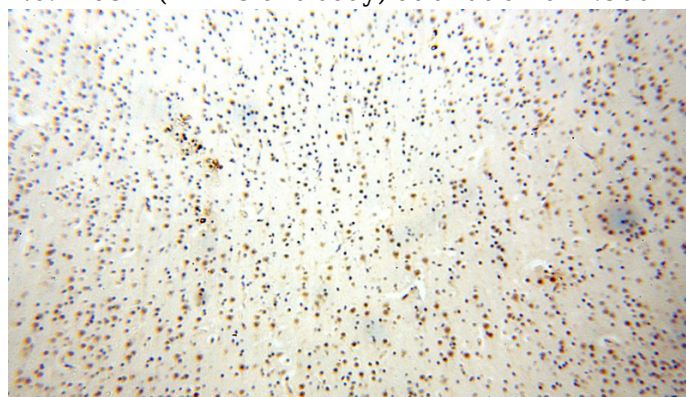
WB: 1:500-1:5000

IHC: 1:20-1:200

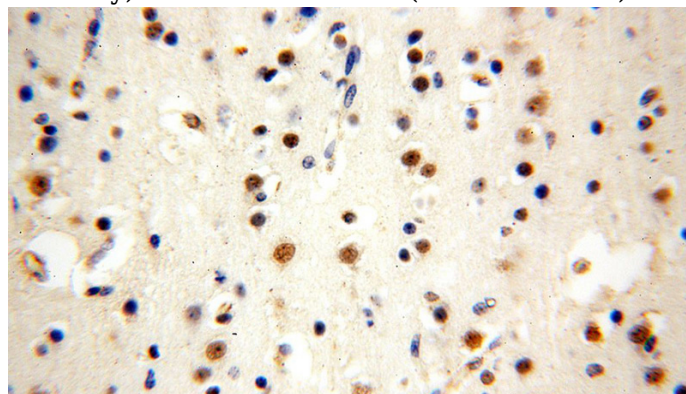
Validations



NIH/3T3 cells were subjected to SDS PAGE followed by western blot with Catalog No:116871(WDR5 antibody) at dilution of 1:500



Immunohistochemical of paraffin-embedded human brain using Catalog No:116871(WDR5 antibody) at dilution of 1:100 (under 10x lens)



Immunohistochemical of paraffin-embedded human brain using Catalog No:116871(WDR5 antibody) at dilution of 1:100 (under 40x lens)