

WDR40A antibody



Catalog Number: 116867

Product name

WDR40A antibody

IHC: 1:20-1:200

IF: 1:10-1:100

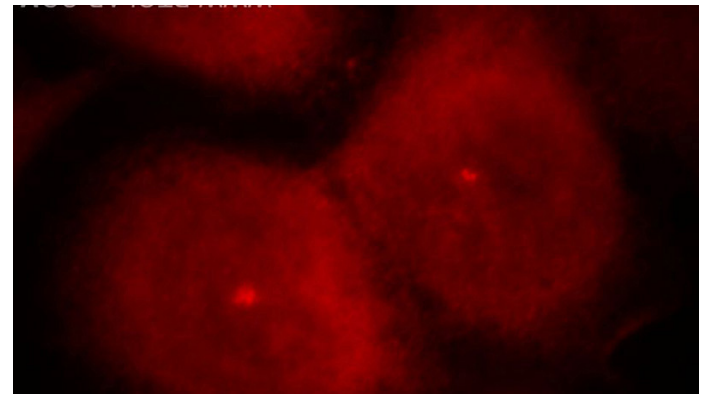
Specificity

Human; other species not tested.

Validations

Antibody description

WDR40A Rabbit Polyclonal antibody. Positive IF detected in Hela cells. Positive IHC detected in human testis tissue, human lung cancer tissue. Positive WB detected in HEK-293 cells, Jurkat cells. Observed molecular weight by Western-blot: 50 kDa



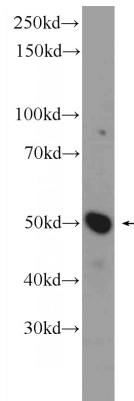
Preparation

This antibody was obtained by immunization of WDR40A recombinant protein (Accession Number: BC008893). Purification method: Antigen affinity purified.

Immunofluorescent analysis of Hela cells, using WDR40A antibody Catalog No:116867 at 1:25 dilution and Rhodamine-labeled goat anti-rabbit

Formulation

PBS with 0.1% sodium azide and 50% glycerol pH 7.3.



IgG (red).

Storage

Store at -20°C. DO NOT ALIQUOT

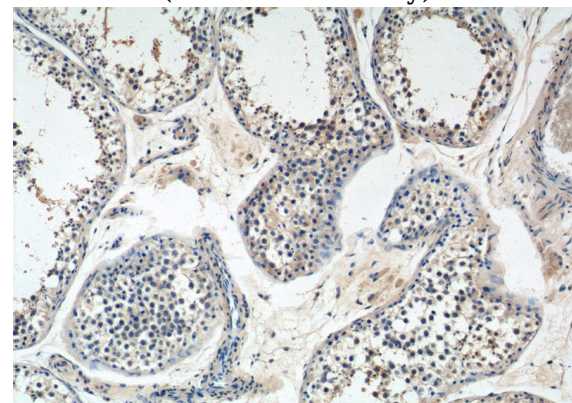
Clonality

Polyclonal

HEK-293 cells were subjected to SDS PAGE followed by western blot with Catalog No:116867(WDR40A Antibody) at dilution of 1:300

Ig Type

Rabbit IgG



Applications

ELISA, IF, WB, IHC

Dilutions

Recommended Dilution:

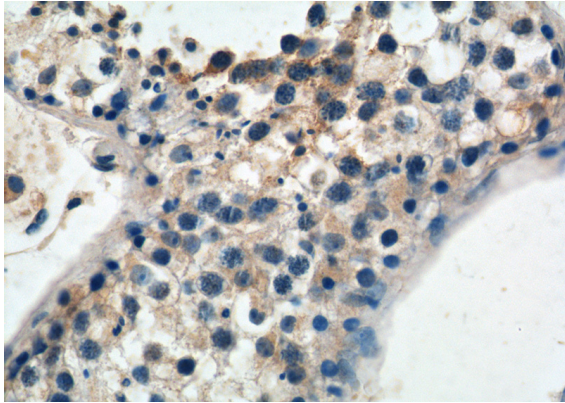
WB: 1:200-1:1000

Immunohistochemistry of paraffin-embedded human testis tissue slide using Catalog

WDR40A antibody

Catalog Number: 116867

No:116867(WDR40A Antibody) at dilution of 1:50
(under 10x lens)



Immunohistochemistry of paraffin-embedded
human testis tissue slide using Catalog
No:116867(WDR40A Antibody) at dilution of 1:50
(under 40x lens)