

WBP2NL antibody



Catalog Number: 116848

Product name

WBP2NL antibody

Immunogen

[Human WBP2NL Recombinant protein \(His tag\)](#)

Specificity

Human, Mouse; other species not tested.

Antibody description

WBP2NL Rabbit Polyclonal antibody. Positive IHC detected in human testis tissue. Positive WB detected in human testis tissue, mouse testis tissue. Observed molecular weight by Western-blot: 32 kDa

Preparation

This antibody was obtained by immunization of WBP2NL recombinant protein (Accession Number: XM_047441175). Purification method: Antigen affinity purified.

Formulation

PBS with 0.02% sodium azide and 50% glycerol pH 7.3.

Storage

Store at -20°C. DO NOT ALIQUOT

Clonality

Polyclonal

Ig Type

Rabbit IgG

Applications

ELISA, WB, IHC


Dilutions

Recommended Dilution:

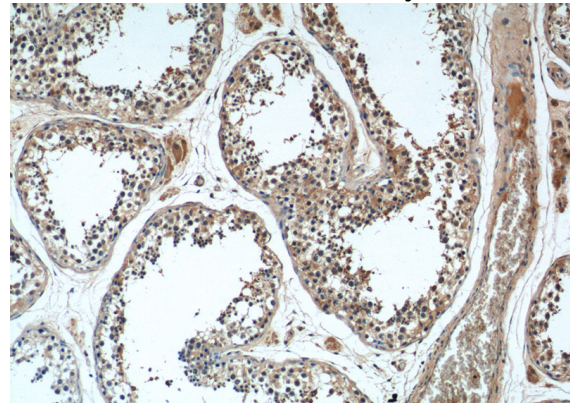
WB: 1:200-1:2000

IHC: 1:20-1:200

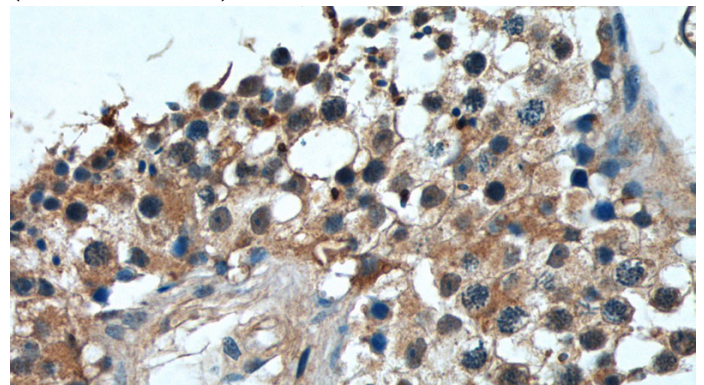
Validations



human testis tissue were subjected to SDS PAGE followed by western blot with Catalog No:116848(WBP2NL Antibody) at dilution of 1:600



Immunohistochemistry of paraffin-embedded human testis tissue slide using Catalog No:116848(WBP2NL Antibody) at dilution of 1:50 (under 10x lens)



WBP2NL antibody



Catalog Number: 116848

Immunohistochemistry of paraffin-embedded human testis tissue slide using Catalog

No:116848(WBP2NL Antibody) at dilution of 1:50 (under 40x lens)