

VPS8 antibody

Catalog Number: 116797

Product name

VPS8 antibody

WB: 1:500-1:5000

IP: 1:200-1:2000

Specificity


Human, Mouse, Rat; other species not tested.

IF: 1:10-1:100

Antibody description

VPS8 Rabbit Polyclonal antibody. Positive IF detected in HepG2 cells. Positive WB detected in human brain tissue, human testis tissue, mouse brain tissue, mouse liver tissue, PC-3 cells. Positive IP detected in mouse brain tissue. Observed molecular weight by Western-blot: 151 kDa

Validations



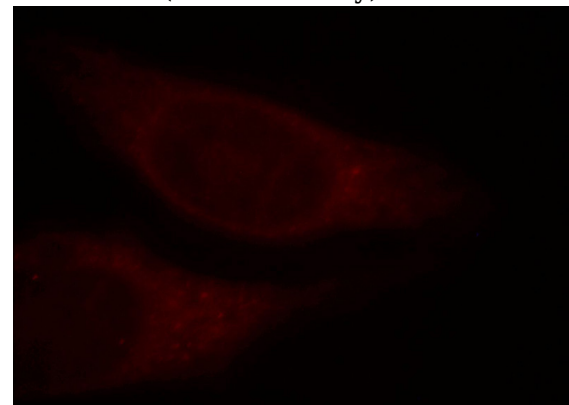
Preparation

This antibody was obtained by immunization of VPS8 recombinant protein (Accession Number: BC001001). Purification method: Antigen affinity purified.

human brain tissue were subjected to SDS PAGE followed by western blot with Catalog No:116797(VPS8 antibody) at dilution of 1:500

Formulation

PBS with 0.02% sodium azide and 50% glycerol pH 7.3.



Storage

Store at -20°C. DO NOT ALIQUOT

Clonality

Polyclonal

Ig Type

Rabbit IgG

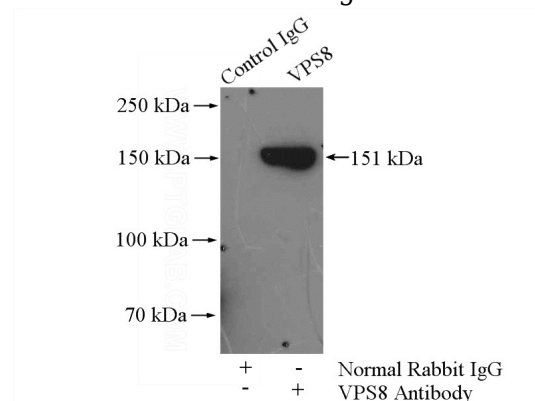
Applications

ELISA, WB, IF, IP

Dilutions

Recommended Dilution:

Immunofluorescent analysis of HepG2 cells, using VPS8 antibody Catalog No:116797 at 1:25 dilution and Rhodamine-labeled goat anti-rabbit IgG (red).



VPS8 antibody



Catalog Number: 116797

IP Result of anti-VPS8 (IP:Catalog No:116797,

4ug; Detection:Catalog No:116797 1:600) with mouse brain tissue lysate 4000ug.