

VDAC2 antibody



Catalog Number: 116731

Product name

VDAC2 antibody

Specificity

Human, Mouse, Rat; other species not tested.

Antibody description

VDAC2 Rabbit Polyclonal antibody. Positive WB detected in HepG2 cells, mouse brain tissue. Positive IHC detected in human kidney tissue, human heart tissue. Observed molecular weight by Western-blot: 31-33kd

Preparation

This antibody was obtained by immunization of Peptide (Accession Number: NM_003375). Purification method: Antigen affinity purified.

Formulation

PBS with 0.02% sodium azide and 50% glycerol pH 7.3.

Storage

Store at -20°C. DO NOT ALIQUOT

Clonality

Polyclonal

Ig Type

Rabbit IgG

Applications

ELISA, WB, IHC


Dilutions

Recommended Dilution:

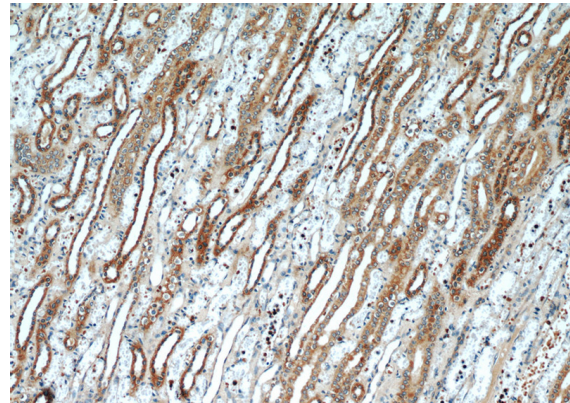
WB: 1:200-1:2000

IHC: 1:20-1:200

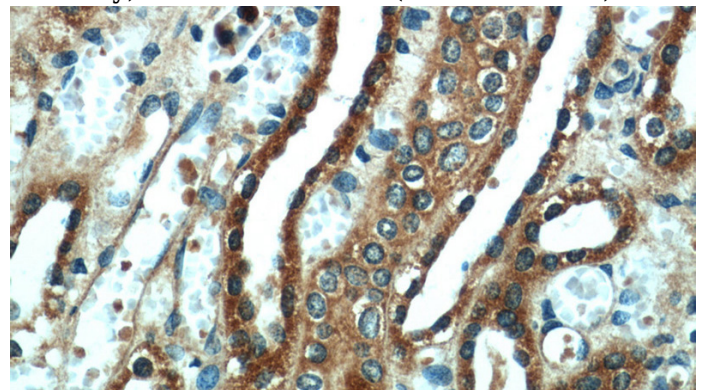
Validations



HepG2 cells were subjected to SDS PAGE followed by western blot with Catalog No:116731(VDAC2 antibody) at dilution of 1:600



Immunohistochemical of paraffin-embedded human kidney using Catalog No:116731(VDAC2 antibody) at dilution of 1:50 (under 10x lens)



Immunohistochemical of paraffin-embedded human kidney using Catalog No:116731(VDAC2 antibody) at dilution of 1:50 (under 40x lens)