

UCHL3 antibody



Catalog Number: 116672

Product name

UCHL3 antibody

Recommended Dilution:

WB: 1:200-1:2000

Immunogen

IP: 1:200-1:2000

[Human UCHL3 Recombinant protein \(GST tag\)](#)

IHC: 1:20-1:200


Specificity

Human, Mouse, Rat; other species not tested.

Validations

Antibody description

UCHL3 Rabbit Polyclonal antibody. Positive IHC detected in human pancreas cancer tissue. Positive IP detected in HeLa cells. Positive WB detected in HeLa cells, Jurkat cells, rat spleen tissue. Observed molecular weight by Western-blot: 26 kDa



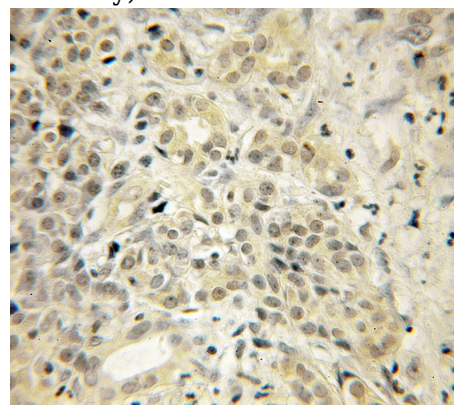
Preparation

This antibody was obtained by immunization of UCHL3 recombinant protein (Accession Number: NM_006002). Purification method: Antigen affinity purified.

HeLa cells were subjected to SDS PAGE followed by western blot with Catalog No:116672(UCHL3 antibody) at dilution of 1:500

Formulation

PBS with 0.1% sodium azide and 50% glycerol pH 7.3.



Storage

Store at -20°C. DO NOT ALIQUOT

Clonality

Polyclonal

Immunohistochemical of paraffin-embedded human pancreas cancer using Catalog No:116672(UCHL3 antibody) at dilution of 1:50

Ig Type

Rabbit IgG

Applications


ELISA, WB, IHC, IP

Dilutions

UCHL3 antibody

Catalog Number: 116672

IP Result of anti-UCHL3 (IP:Catalog No:116672, 4ug; Detection:Catalog No:116672 1:500) with HeLa cells lysate 1600ug.



(under 10x lens)