

UQCRB antibody

Catalog Number: 116634

Product name

UQCRB antibody

IP: 1:200-1:2000

IHC: 1:20-1:200

Specificity

Human, Mouse, Rat; other species not tested.

Antibody description

UQCRB Rabbit Polyclonal antibody. Positive WB detected in human heart tissue, HeLa cells. Positive IP detected in mouse heart tissue. Positive IHC detected in human breast cancer tissue, human kidney tissue. Observed molecular weight by Western-blot: 14 kDa

Preparation

This antibody was obtained by immunization of UQCRB recombinant protein (Accession Number: NM_006294). Purification method: Antigen affinity purified.

Formulation

PBS with 0.1% sodium azide and 50% glycerol pH 7.3.

Storage

Store at -20°C. DO NOT ALIQUOT

Clonality

Polyclonal

Ig Type

Rabbit IgG

Applications


ELISA, WB, IHC, IP

Dilutions

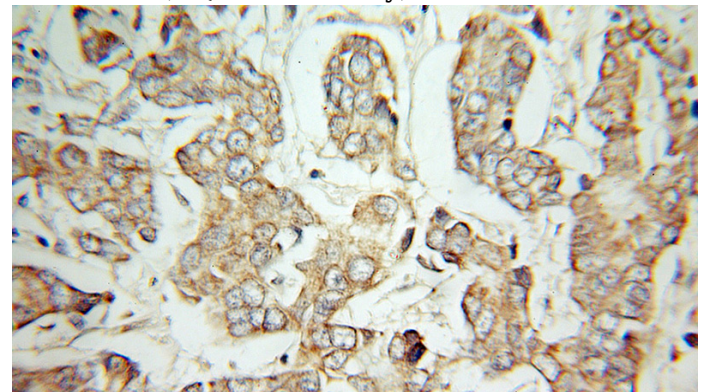
Recommended Dilution:

WB: 1:200-1:1000

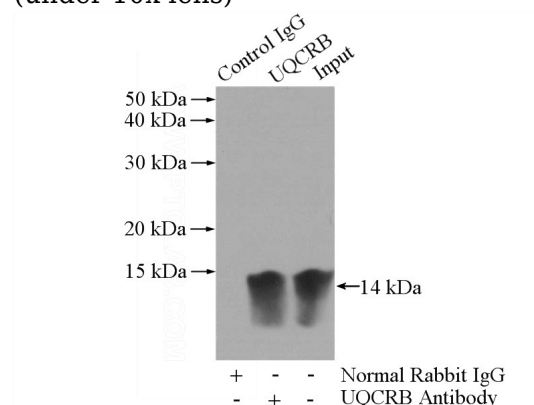
Validations



human heart tissue were subjected to SDS PAGE followed by western blot with Catalog No:116634(UQCRB antibody) at dilution of 1:400



Immunohistochemical of paraffin-embedded human breast cancer using Catalog No:116634(UQCRB antibody) at dilution of 1:100 (under 10x lens)



IP Result of anti-UQCRB (IP:Catalog No:116634,

UQCRB antibody



Catalog Number: 116634

3ug; Detection:Catalog No:116634 1:600) with mouse heart tissue lysate 3200ug.