

USP11 antibody

Catalog Number: 116588

Product name

USP11 antibody

IP: 1:200-1:1000

IHC: 1:20-1:200


Specificity

Human; other species not tested.

Validations

Antibody description

USP11 Rabbit Polyclonal antibody. Positive IHC detected in human colon cancer tissue. Positive IP detected in HEK-293 cells. Positive WB detected in human testis tissue, HEK-293 cells. Observed molecular weight by Western-blot: 100-110 kDa



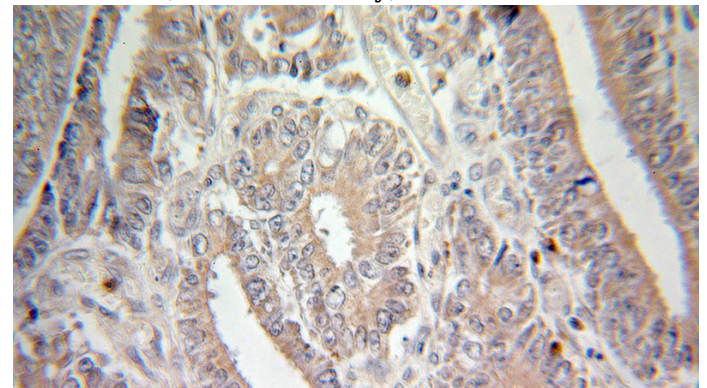
Preparation

This antibody was obtained by immunization of USP11 recombinant protein (Accession Number: NM_001371072). Purification method: Antigen affinity purified.

human testis tissue were subjected to SDS PAGE followed by western blot with Catalog No:116588(USP11 antibody) at dilution of 1:1000

Formulation

PBS with 0.1% sodium azide and 50% glycerol pH 7.3.



Storage

Store at -20°C. DO NOT ALIQUOT

Clonality

Polyclonal

Immunohistochemical of paraffin-embedded human colon cancer using Catalog No:116588(USP11 antibody) at dilution of 1:100 (under 25x lens)

Ig Type

Rabbit IgG

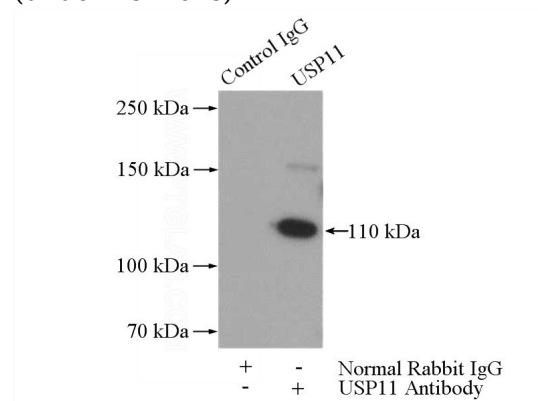
Applications

ELISA, WB, IHC, IP

Dilutions

Recommended Dilution:

WB: 1:500-1:5000



IP Result of anti-USP11 (IP:Catalog No:116588,

USP11 antibody



Catalog Number: 116588

4ug; Detection:Catalog No:116588 1:300) with HEK-293 cells lysate 1480ug.