

Uromodulin antibody



Catalog Number: 116577

Product name

Uromodulin antibody

IP: 1:200-1:2000

IHC: 1:20-1:200

Specificity

Human, Mouse, Rat; other species not tested.

Antibody description

Uromodulin Rabbit Polyclonal antibody. Positive IP detected in mouse brain tissue. Positive WB detected in human heart tissue, human brain tissue, mouse brain tissue. Positive IHC detected in human kidney tissue. Observed molecular weight by Western-blot: 55-75 kDa

Preparation

This antibody was obtained by immunization of Uromodulin recombinant protein (Accession Number: BC035975). Purification method: Antigen affinity purified.

Formulation

PBS with 0.02% sodium azide and 50% glycerol pH 7.3.

Storage

Store at -20°C. DO NOT ALIQUOT

Clonality

Polyclonal

Ig Type

Rabbit IgG

Applications

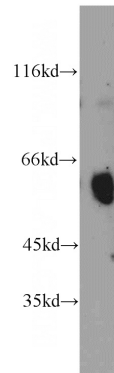
ELISA, WB, IHC, IP

Dilutions

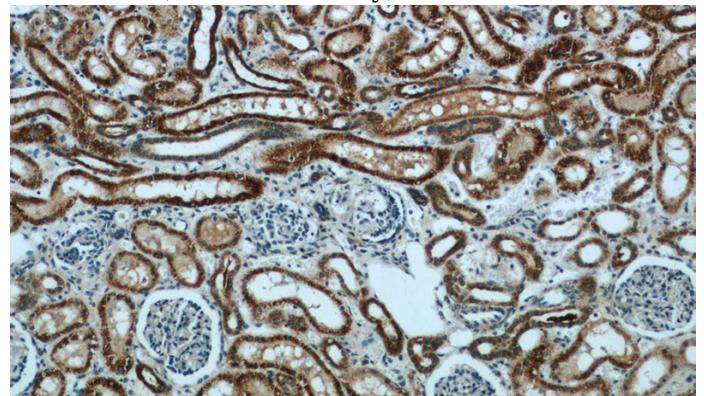
Recommended Dilution:

WB: 1:200-1:2000

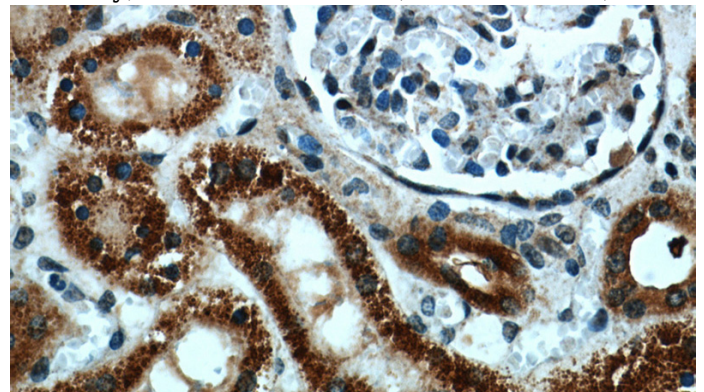
Validations



human heart tissue were subjected to SDS PAGE followed by western blot with Catalog No:116577(UMOD antibody) at dilution of 1:400



Immunohistochemical of paraffin-embedded human kidney using Catalog No:116577(UMOD antibody) at dilution of 1:50 (under 10x lens)

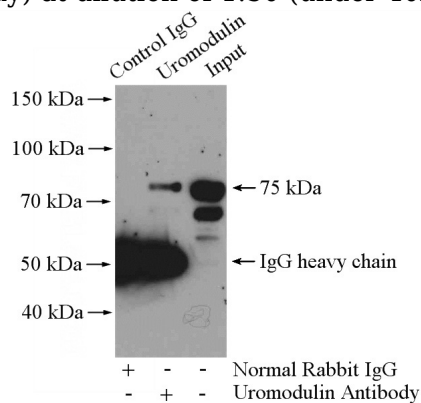


Immunohistochemical of paraffin-embedded human kidney using Catalog No:116577(UMOD

Uromodulin antibody

Catalog Number: 116577

antibody) at dilution of 1:50 (under 40x lens)



IP Result of anti-UMOD (IP:Catalog No:116577, 4ug; Detection:Catalog No:116577 1:500) with mouse brain tissue lysate 4000ug.