

# UMPS antibody

Catalog Number: 116570

## Product name

UMPS antibody

IP: 1:200-1:2000

IHC: 1:20-1:200

## Specificity

Human, Mouse, Rat; other species not tested.

## Antibody description

UMPS Rabbit Polyclonal antibody. Positive IHC detected in human colon cancer tissue. Positive WB detected in HeLa cells, COLO 320 cells, human kidney tissue, Jurkat cells. Positive IP detected in HEK-293 cells. Observed molecular weight by Western-blot: 52kd

## Preparation

This antibody was obtained by immunization of UMPS recombinant protein (Accession Number: NM\_000373). Purification method: Antigen affinity purified.

## Formulation

PBS with 0.02% sodium azide and 50% glycerol pH 7.3.

## Storage

Store at -20°C. DO NOT ALIQUOT

## Clonality

Polyclonal

## Ig Type

Rabbit IgG

## Applications


ELISA, WB, IHC, IP

## Dilutions

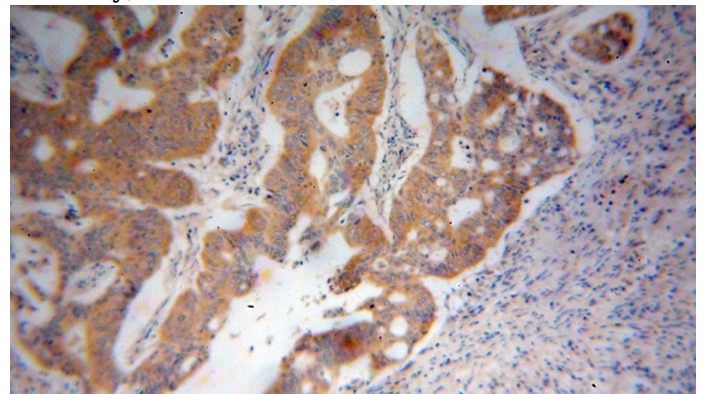
Recommended Dilution:

WB: 1:500-1:5000

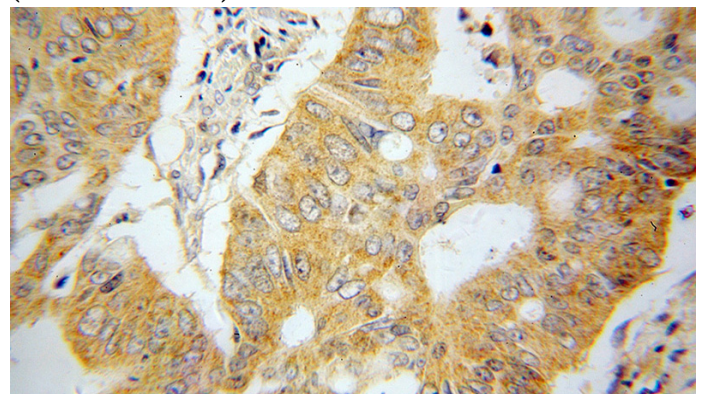
## Validations



HeLa cells were subjected to SDS PAGE followed by western blot with Catalog No:116570(UMPS antibody) at dilution of 1:400



Immunohistochemical of paraffin-embedded human colon cancer using Catalog No:116570(UMPS antibody) at dilution of 1:100 (under 10x lens)



Immunohistochemical of paraffin-embedded

# UMPS antibody

Catalog Number: 116570

---

human colon cancer using Catalog No:116570(UMPS antibody) at dilution of 1:100 (under 40x lens)

IP Result of anti-UMPS (IP:Catalog No:116570, 3ug; Detection:Catalog No:116570 1:500) with HEK-293 cells lysate 1700ug.

