

ULBP1 antibody



Catalog Number: 116566

Product name

ULBP1 antibody

IHC: 1:20-1:200

Specificity

Human, Mouse; other species not tested.

Antibody description

ULBP1 Rabbit Polyclonal antibody. Positive WB detected in HEK-293 cells, mouse liver tissue. Positive IHC detected in human liver tissue. Observed molecular weight by Western-blot: 30kd, 37kd

Preparation

This antibody was obtained by immunization of ULBP1 recombinant protein (Accession Number: NM_025218). Purification method: Antigen affinity purified.

Formulation

PBS with 0.02% sodium azide and 50% glycerol pH 7.3.

Storage

Store at -20°C. DO NOT ALIQUOT

Clonality

Polyclonal

Ig Type

Rabbit IgG

Applications


ELISA, WB, IHC

Dilutions

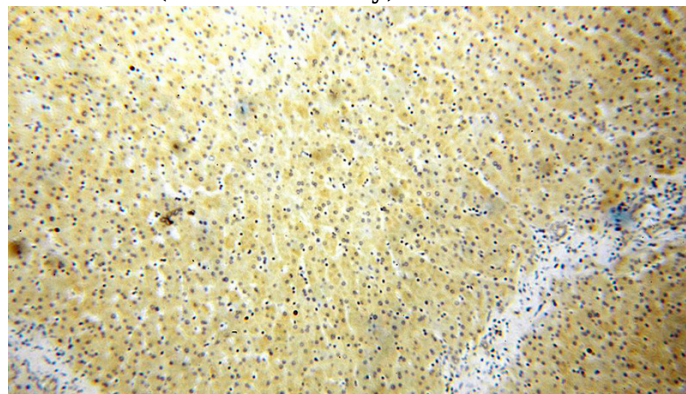
Recommended Dilution:

WB: 1:200-1:2000

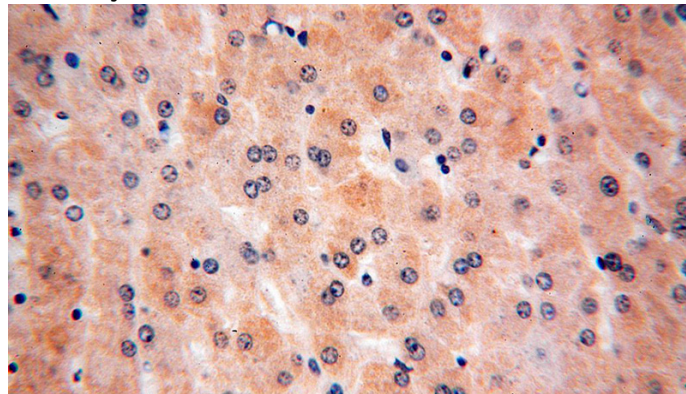
Validations



HEK-293 cells were subjected to SDS PAGE followed by western blot with Catalog No:116566(ULBP1 antibody) at dilution of 1:300



Immunohistochemical of paraffin-embedded human liver using Catalog No:116566(ULBP1 antibody) at dilution of 1:50 (under 10x lens)



Immunohistochemical of paraffin-embedded human liver using Catalog No:116566(ULBP1 antibody) at dilution of 1:50 (under 40x lens)