

UHRF1 antibody

Catalog Number: 116563

Product name

UHRF1 antibody

WB: 1:500-1:5000

IP: 1:500-1:5000

Immunogen

IF: 1:10-1:100

Specificity

Human; other species not tested.

Antibody description

UHRF1 Rabbit Polyclonal antibody. Positive IP detected in HeLa cells. Positive WB detected in HeLa cells, MCF7 cells. Positive IF detected in HepG2 cells, Hela cells. Observed molecular weight by Western-blot: 90 kDa

Preparation

This antibody was obtained by immunization of UHRF1 recombinant protein (Accession Number: NM_013282). Purification method: Antigen affinity purified.

Formulation

PBS with 0.02% sodium azide and 50% glycerol pH 7.3.

Storage

Store at -20°C. DO NOT ALIQUOT

Clonality

Polyclonal

Ig Type

Rabbit IgG


Applications

ELISA, WB, IF, IP

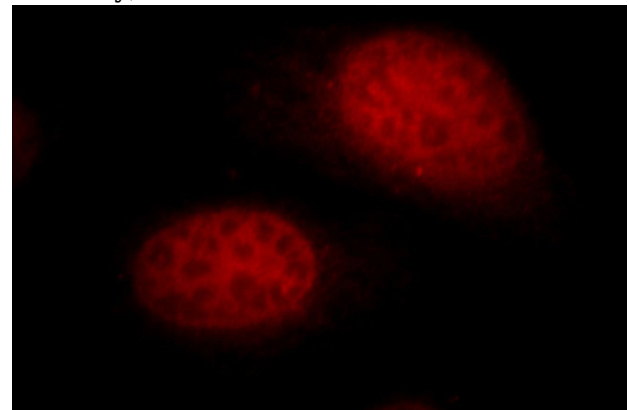
Dilutions

Recommended Dilution:


Validations



HeLa cells were subjected to SDS PAGE followed by western blot with Catalog No:116563(UHRF1 antibody) at dilution of 1:300



Immunofluorescent analysis of HepG2 cells, using UHRF1 antibody Catalog No:116563 at 1:25 dilution and Rhodamine-labeled goat anti-rabbit



IgG (red).

UHRF1 antibody



Catalog Number: 116563

IP Result of anti-UHRF1 (IP:Catalog No:116563,

4ug; Detection:Catalog No:116563 1:1000) with HeLa cells lysate 3200ug.