

TRPV6 antibody

Catalog Number: 116419

Product name

TRPV6 antibody

IP: 1:200-1:1000

IF: 1:10-1:100

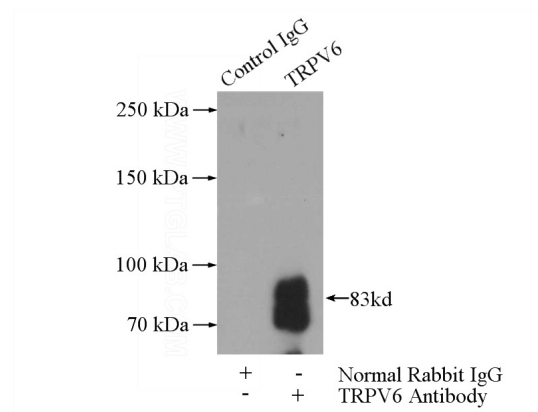
Specificity

Human, Mouse, Rat; other species not tested.

Validations

Antibody description

TRPV6 Rabbit Polyclonal antibody. Positive IF detected in Hela cells. Positive IP detected in mouse kidney tissue. Positive WB detected in human placenta tissue, mouse kidney tissue, PC-3 cells. Observed molecular weight by Western-blot: 83 kDa, 70 kDa




Preparation

This antibody was obtained by immunization of TRPV6 recombinant protein (Accession Number: BC034814). Purification method: Antigen affinity purified.

IP Result of anti-TRPV6 (IP:Catalog No:116419, 4ug; Detection:Catalog No:116419 1:300) with

Formulation

PBS with 0.02% sodium azide and 50% glycerol pH 7.3.



mouse kidney tissue lysate 4000ug.

Storage

Store at -20°C. DO NOT ALIQUOT

human placenta tissue were subjected to SDS PAGE followed by western blot with Catalog No:116419(TRPV6 Antibody) at dilution of 1:1000

Clonality

Polyclonal

Ig Type

Rabbit IgG

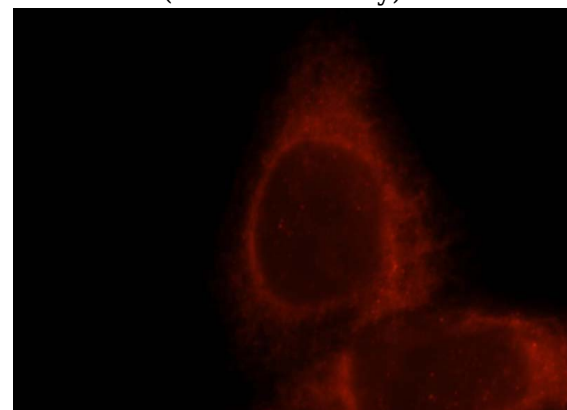
Applications

ELISA, IF, WB, IP

Dilutions

Recommended Dilution:

WB: 1:500-1:5000



Immunofluorescent analysis of Hela cells, using TRPV6 antibody Catalog No:116419 at 1:25

TRPV6 antibody



Catalog Number: 116419

dilution and Rhodamine-labeled goat anti-rabbit IgG (red).