

# TTC37 antibody

Catalog Number: 116383

## Product name

TTC37 antibody

IHC: 1:20-1:200

IF: 1:10-1:100

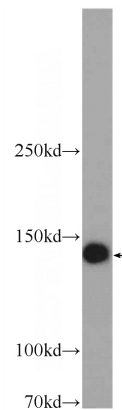
## Specificity

Human, Mouse; other species not tested.

## Validations

## Antibody description

TTC37 Rabbit Polyclonal antibody. Positive IF detected in HepG2 cells. Positive IHC detected in human kidney tissue, human tonsillitis tissue. Positive WB detected in HeLa cells, HEK-293 cells, MCF-7 cells, mouse testis tissue. Observed molecular weight by Western-blot: 140-150 kDa



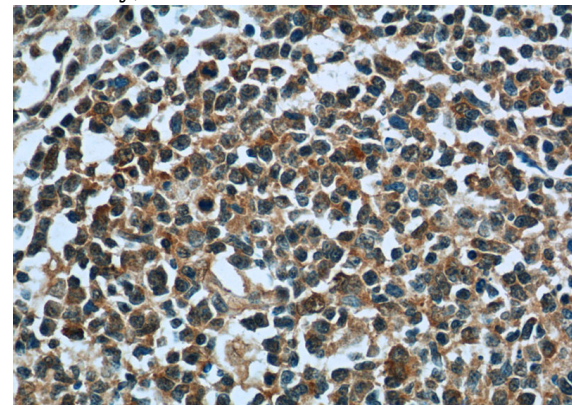
## Preparation

This antibody was obtained by immunization of TTC37 recombinant protein (Accession Number: XM\_047417937). Purification method: Antigen affinity purified.

HeLa cells were subjected to SDS PAGE followed by western blot with Catalog No:116383(TTC37 Antibody) at dilution of 1:300

## Formulation

PBS with 0.1% sodium azide and 50% glycerol pH 7.3.



## Storage

Store at -20°C. DO NOT ALIQUOT

## Clonality

Polyclonal

Immunohistochemistry of paraffin-embedded human tonsillitis tissue slide using Catalog No:116383(TTC37 Antibody) at dilution of 1:50 (under 40x lens)

## Ig Type

Rabbit IgG

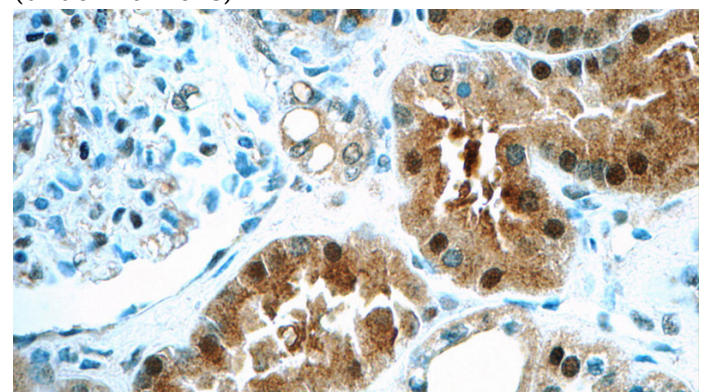
## Applications

ELISA, WB, IHC, IF

## Dilutions

Recommended Dilution:

WB: 1:200-1:1000



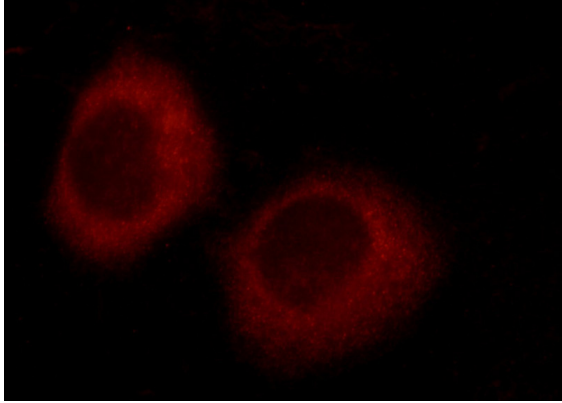
Immunohistochemistry of paraffin-embedded

# TTC37 antibody

Catalog Number: 116383

---

human kidney tissue slide using Catalog No:116383(TTC37 Antibody) at dilution of 1:50 (under 40x lens)



Immunofluorescent analysis of HepG2 cells using Catalog No:116383(TTC37 Antibody) at dilution of 1:25 and Rhodamine-Goat anti-Rabbit IgG