

TSSC4 antibody



Catalog Number: 116372

Product name

TSSC4 antibody

WB: 1:500-1:5000

IHC: 1:20-1:200

Immunogen

[Human TSSC4 Recombinant protein \(GST tag\)](#)

IF: 1:10-1:100

Specificity

Human; other species not tested.

Antibody description

TSSC4 Rabbit Polyclonal antibody. Positive IF detected in Hela cells. Positive IHC detected in human lung tissue. Positive WB detected in Transfected HEK-293 cells.

Preparation

This antibody was obtained by immunization of TSSC4 recombinant protein (Accession Number: XM_047426217). Purification method: Antigen affinity purified.

Formulation

PBS with 0.02% sodium azide and 50% glycerol pH 7.3.

Storage

Store at -20°C. DO NOT ALIQUOT

Clonality

Polyclonal

Ig Type

Rabbit IgG

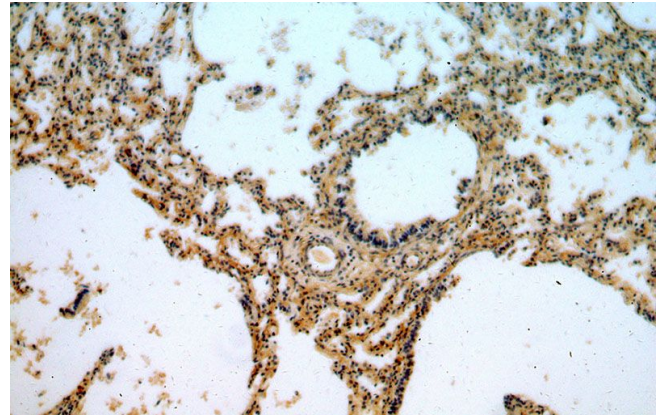
Applications

ELISA, IF, IHC, WB

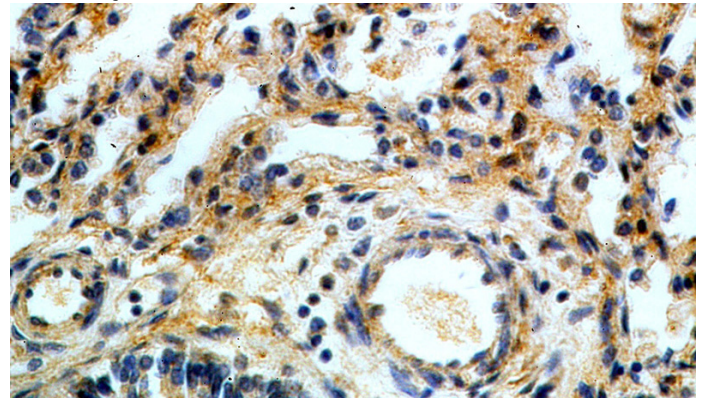
Dilutions

Recommended Dilution:

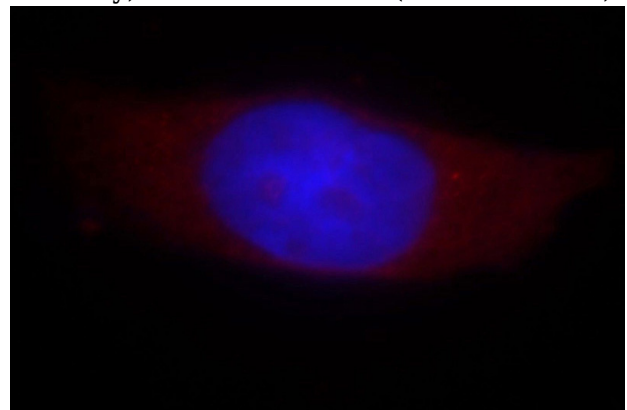
Validations



Immunohistochemical of paraffin-embedded human lung using Catalog No:116372(TSSC4 antibody) at dilution of 1:50 (under 10x lens)



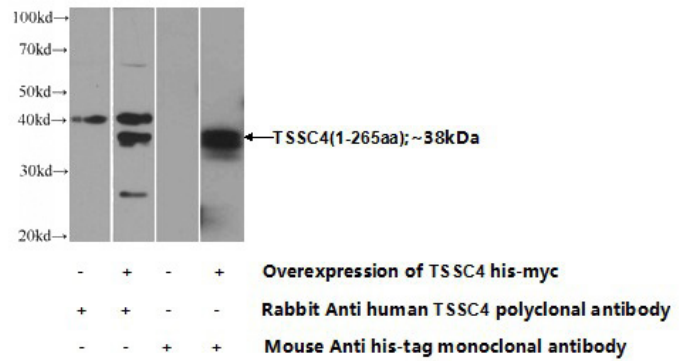
Immunohistochemical of paraffin-embedded human lung using Catalog No:116372(TSSC4 antibody) at dilution of 1:50 (under 40x lens)



TSSC4 antibody

Catalog Number: 116372

Immunofluorescent analysis of HeLa cells, using TSSC4 antibody Catalog No:116372 at 1:25 dilution and Rhodamine-labeled goat anti-rabbit IgG (red). Blue pseudocolor = DAPI (fluorescent DNA dye).



Transfected HEK-293 cells were subjected to SDS PAGE followed by western blot with Catalog No:116372(TSSC4 Antibody) at dilution of 1:1000