

TRIP10 antibody



Catalog Number: 116326

Product name

TRIP10 antibody

IP: 1:500-1:5000

IF: 1:10-1:100

Specificity

Human, Mouse, Rat; other species not tested.

Antibody description

TRIP10 Rabbit Polyclonal antibody. Positive IF detected in BxPC-3 cells, HeLa cells. Positive WB detected in K-562 cells, BxPC-3 cells, HeLa cells, mouse skeletal muscle tissue. Positive IP detected in K-562 cells. Observed molecular weight by Western-blot: 85-90 kDa

Preparation

This antibody was obtained by immunization of TRIP10 recombinant protein (Accession Number: NM_004240). Purification method: Antigen affinity purified.

Formulation

PBS with 0.1% sodium azide and 50% glycerol pH 7.3.

Storage

Store at -20°C. DO NOT ALIQUOT

Clonality

Polyclonal

Ig Type

Rabbit IgG

Applications


ELISA, WB, IF, IP

Dilutions

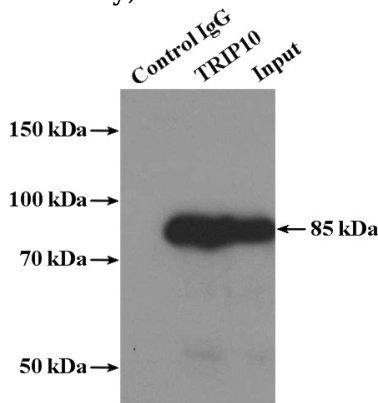
Recommended Dilution:

WB: 1:500-1:5000

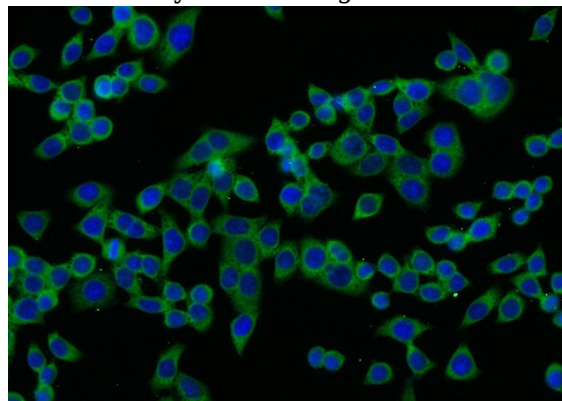
Validations



K-562 cells were subjected to SDS PAGE followed by western blot with Catalog No:116326(TRIP10 antibody) at dilution of 1:2000



IP Result of anti-TRIP10 (IP:Catalog No:116326, 4ug; Detection:Catalog No:116326 1:1000) with K-562 cells lysate 3200ug.



Immunofluorescent analysis of BxPC-3 cells using Catalog No:116326(TRIP10 Antibody) at dilution

TRIP10 antibody



Catalog Number: 116326

of 1:25 and Alexa Fluor 488-conjugated AffiniPure Goat Anti-Rabbit IgG(H+L)