

TRIM29 antibody



Catalog Number: 116309

Product name

TRIM29 antibody

Specificity

Human, Mouse, Rat; other species not tested.

Antibody description

TRIM29 Rabbit Polyclonal antibody. Positive WB detected in HeLa cells, A431 cells. Positive IHC detected in human testis tissue, human skin tissue. Observed molecular weight by Western-blot: 65kd

Preparation

This antibody was obtained by immunization of TRIM29 recombinant protein (Accession Number: NM_012101). Purification method: Antigen affinity purified.

Formulation

PBS with 0.02% sodium azide and 50% glycerol pH 7.3.

Storage

Store at -20°C. DO NOT ALIQUOT

Clonality

Polyclonal

Ig Type

Rabbit IgG

Applications

ELISA, WB, IHC


Dilutions

Recommended Dilution:

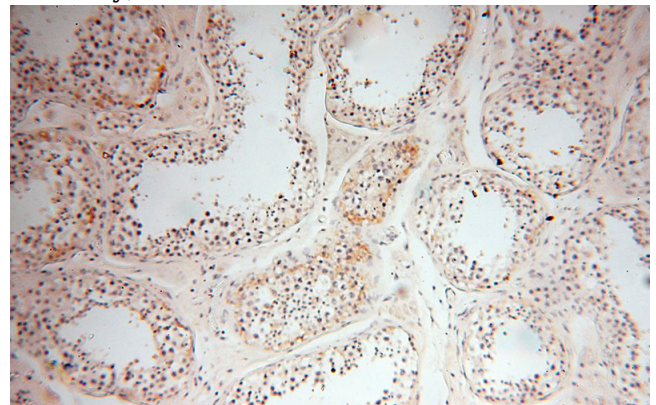
WB: 1:500-1:5000

IHC: 1:20-1:200

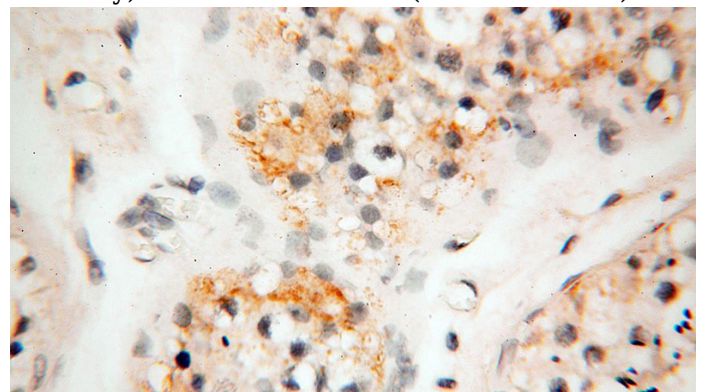
Validations



HeLa cells were subjected to SDS PAGE followed by western blot with Catalog No:116309(TRIM29 antibody) at dilution of 1:500



Immunohistochemical of paraffin-embedded human testis using Catalog No:116309(TRIM29 antibody) at dilution of 1:100 (under 10x lens)



Immunohistochemical of paraffin-embedded human testis using Catalog No:116309(TRIM29 antibody) at dilution of 1:100 (under 40x lens)