

TNFAIP8 antibody

Catalog Number: 116287

Product name

TNFAIP8 antibody

IHC: 1:20-1:200

Specificity

Human, Mouse, Rat; other species not tested.

Antibody description

TNFAIP8 Rabbit Polyclonal antibody. Positive IHC detected in human lung cancer tissue, human tonsillitis tissue. Positive WB detected in A549 cells, K-562 cells, PC-13 cells. Observed molecular weight by Western-blot: 21-23kd

Preparation

This antibody was obtained by immunization of TNFAIP8 recombinant protein (Accession Number: NM_001286813). Purification method: Antigen affinity purified.

Formulation

PBS with 0.1% sodium azide and 50% glycerol pH 7.3.

Storage

Store at -20°C. DO NOT ALIQUOT

Clonality

Polyclonal

Ig Type

Rabbit IgG

Applications

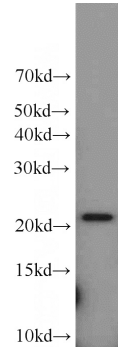
ELISA, WB, IHC

Dilutions

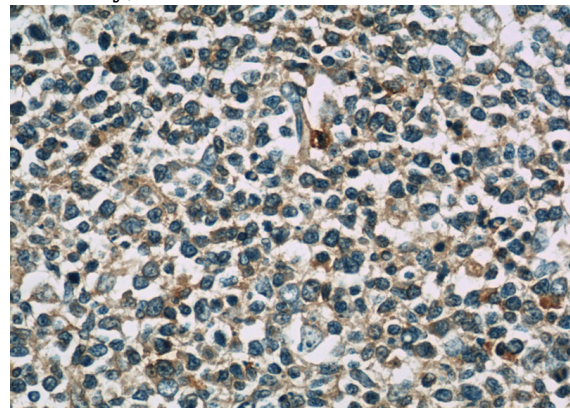
Recommended Dilution:

WB: 1:200-1:1000

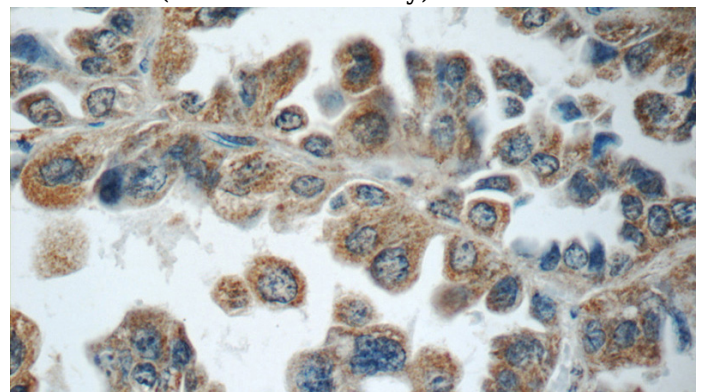
Validations



A549 cells were subjected to SDS PAGE followed by western blot with Catalog No:116287(TNFAIP8 antibody) at dilution of 1:300



Immunohistochemistry of paraffin-embedded human tonsillitis slide using Catalog No:116287(TNFAIP8 Antibody) at dilution of 1:50



Immunohistochemistry of paraffin-embedded human lung cancer slide using Catalog No:116287(TNFAIP8 Antibody) at dilution of 1:50