

TMF1 antibody

Catalog Number: 116202

Product name

TMF1 antibody

Specificity

Human, Mouse, Rat; other species not tested.

Antibody description

TMF1 Rabbit Polyclonal antibody. Positive IHC detected in human colon cancer. Positive WB detected in mouse brain tissue, Jurkat cells, mouse colon tissue, rat brain tissue. Observed molecular weight by Western-blot: 150-160 kDa

Preparation

This antibody was obtained by immunization of TMF1 recombinant protein (Accession Number: NM_007114). Purification method: Antigen affinity purified.

Formulation

PBS with 0.02% sodium azide and 50% glycerol pH 7.3.

Storage

Store at -20°C. DO NOT ALIQUOT

Clonality

Polyclonal

Ig Type

Rabbit IgG

Applications

ELISA, WB, IHC


Dilutions

Recommended Dilution:

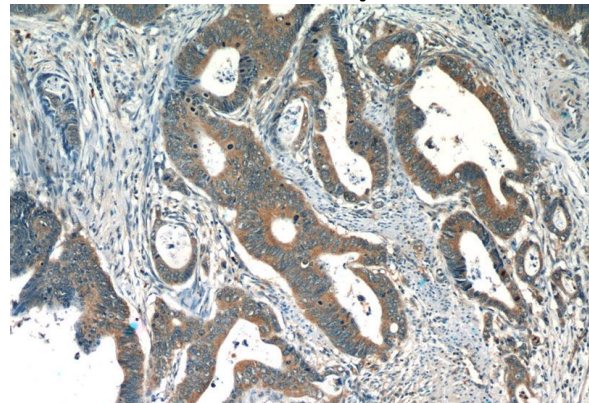
WB: 1:1000-1:10000

IHC: 1:20-1:200

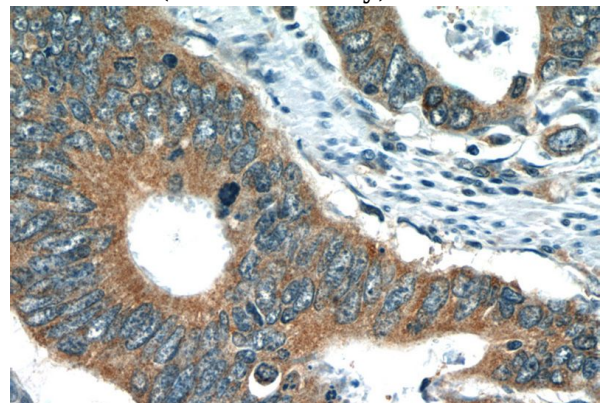
Validations



mouse brain tissue were subjected to SDS PAGE followed by western blot with Catalog No:116202(TMf1 antibody) at dilution of 1:3000



Immunohistochemistry of paraffin-embedded human colon cancer slide using Catalog No:116202(TMf1 Antibody) at dilution of 1:50



Immunohistochemistry of paraffin-embedded human colon cancer slide using Catalog No:116202(TMf1 Antibody) at dilution of 1:50