

TMEM87A antibody



Catalog Number: 116198

Product name

TMEM87A antibody

Specificity

Human; other species not tested.

Antibody description

TMEM87A Rabbit Polyclonal antibody. Positive IHC detected in human breast cancer tissue, human prostate cancer tissue. Positive WB detected in MDA-MB-453s cells, PC-3 cells. Observed molecular weight by Western-blot: 63 kDa

Preparation

This antibody was obtained by immunization of TMEM87A recombinant protein (Accession Number: NM_001110503). Purification method: Antigen affinity purified.

Formulation

PBS with 0.1% sodium azide and 50% glycerol pH 7.3.

Storage

Store at -20°C. DO NOT ALIQUOT

Clonality

Polyclonal

Ig Type

Rabbit IgG

Applications

ELISA, WB, IHC

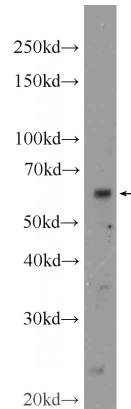
Dilutions

Recommended Dilution:

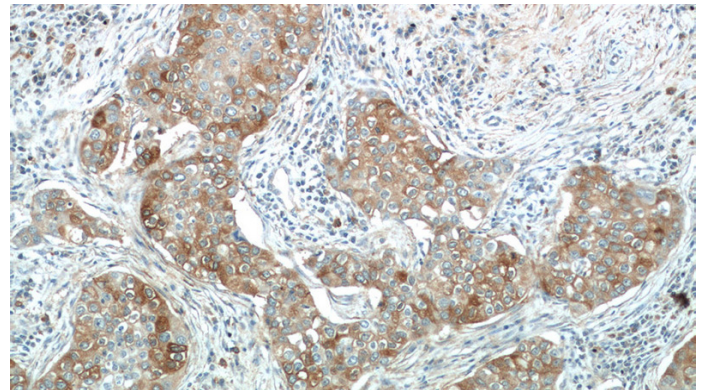
WB: 1:200-1:1000

IHC: 1:20-1:200

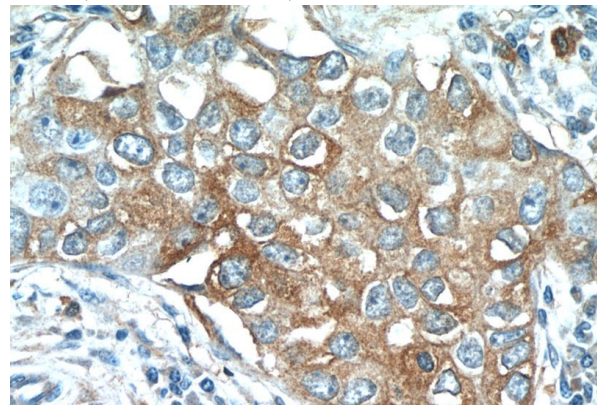
Validations



MDA-MB-453s cells were subjected to SDS PAGE followed by western blot with Catalog No:116198(TMEM87A Antibody) at dilution of 1:300



Immunohistochemistry of paraffin-embedded human breast cancer tissue slide using Catalog No:116198(TMEM87A Antibody) at dilution of 1:50 (under 10x lens)



Immunohistochemistry of paraffin-embedded human breast cancer tissue slide using Catalog

TMEM87A antibody



Catalog Number: 116198

No:116198(TMEM87A Antibody) at dilution of 1:50 (under 40x lens)