

# TMEM5 antibody

Catalog Number: 116189

## Product name

TMEM5 antibody

## Specificity

Human, Mouse, Rat; other species not tested.

## Antibody description

TMEM5 Rabbit Polyclonal antibody. Positive WB detected in mouse ovary tissue. Positive IHC detected in human ovary tumor tissue. Observed molecular weight by Western-blot: 45-51 kDa

## Preparation

This antibody was obtained by immunization of TMEM5 recombinant protein (Accession Number: NM\_014254). Purification method: Antigen affinity purified.

## Formulation

PBS with 0.1% sodium azide and 50% glycerol pH 7.3.

## Storage

Store at -20°C. DO NOT ALIQUOT

## Clonality

Polyclonal

## Ig Type

Rabbit IgG

## Applications

ELISA, WB, IHC


## Dilutions

Recommended Dilution:

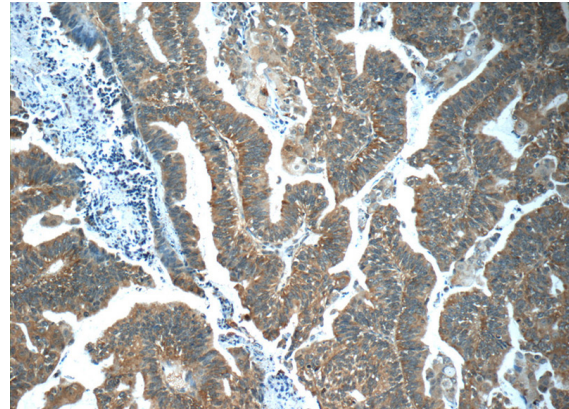
WB: 1:200-1:1000

IHC: 1:20-1:200

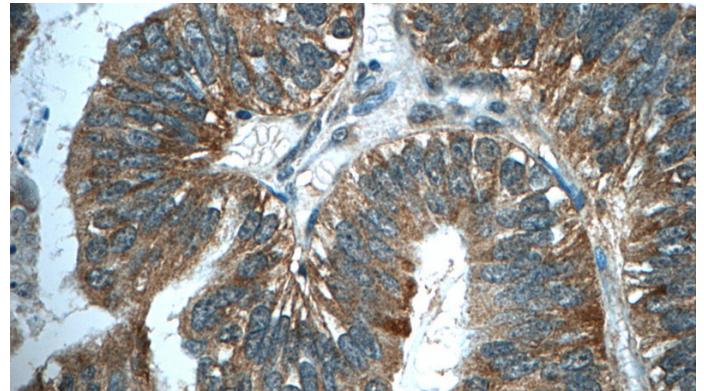
## Validations



mouse ovary tissue were subjected to SDS PAGE followed by western blot with Catalog No:116189(TMEM5 Antibody) at dilution of 1:300



Immunohistochemistry of paraffin-embedded human ovary tumor tissue slide using Catalog No:116189(TMEM5 Antibody) at dilution of 1:50 (under 10x lens)



Immunohistochemistry of paraffin-embedded human ovary tumor tissue slide using Catalog No:116189(TMEM5 Antibody) at dilution of 1:50 (under 40x lens)