

# TNNC1 antibody



Catalog Number: 116148

## Product name

TNNC1 antibody

IHC: 1:20-1:200


## Specificity

Human, Mouse, Rat; other species not tested.

## Antibody description

TNNC1 Rabbit Polyclonal antibody. Positive WB detected in human stomach tissue. Positive IHC detected in human heart tissue, human lung tissue. Observed molecular weight by Western-blot: 18 kDa

## Validations



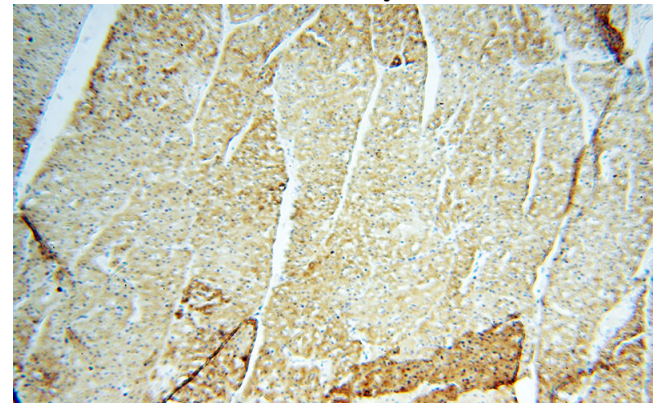
## Preparation

This antibody was obtained by immunization of TNNC1 recombinant protein (Accession Number: NM\_003280). Purification method: Antigen affinity purified.

human stomach tissue were subjected to SDS PAGE followed by western blot with Catalog No:116148(TNNC1 antibody) at dilution of 1:500

## Formulation

PBS with 0.02% sodium azide and 50% glycerol pH 7.3.



## Storage

Store at -20°C. DO NOT ALIQUOT

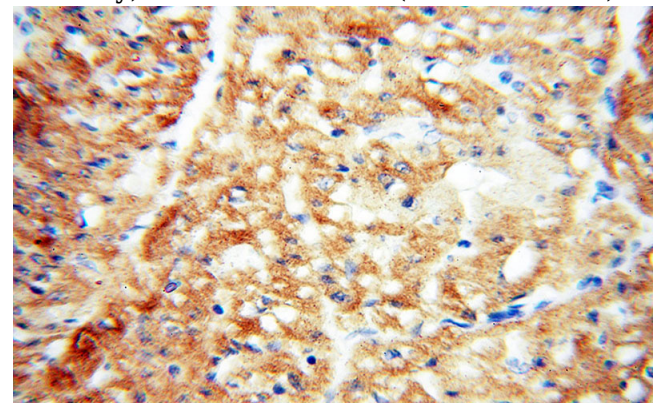
Immunohistochemical of paraffin-embedded human heart using Catalog No:116148(TNNC1 antibody) at dilution of 1:50 (under 10x lens)

## Clonality

Polyclonal

## Ig Type

Rabbit IgG



## Applications

ELISA, WB, IHC

## Dilutions

Recommended Dilution:

WB: 1:500-1:5000

Immunohistochemical of paraffin-embedded human heart using Catalog No:116148(TNNC1 antibody) at dilution of 1:50 (under 40x lens)