

TLR5 antibody

Catalog Number: 116075

Product name

TLR5 antibody

IP: 1:200-1:1000

IHC: 1:20-1:200

Specificity

Human, Mouse; other species not tested.

Antibody description

TLR5 Rabbit Polyclonal antibody. Positive WB detected in A549 cells, HeLa cells. Positive IP detected in HeLa cells. Positive IHC detected in human ovary tissue. Observed molecular weight by Western-blot: 90-97 kDa

Preparation

This antibody was obtained by immunization of TLR5 recombinant protein (Accession Number: XM_005273242). Purification method: Antigen affinity purified.

Formulation

PBS with 0.02% sodium azide and 50% glycerol pH 7.3.

Storage

Store at -20°C. DO NOT ALIQUOT

Clonality

Polyclonal

Ig Type

Rabbit IgG

Applications


ELISA, WB, IHC, IP

Dilutions

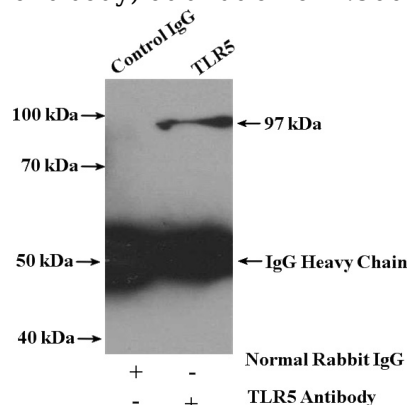
Recommended Dilution:

WB: 1:200-1:2000

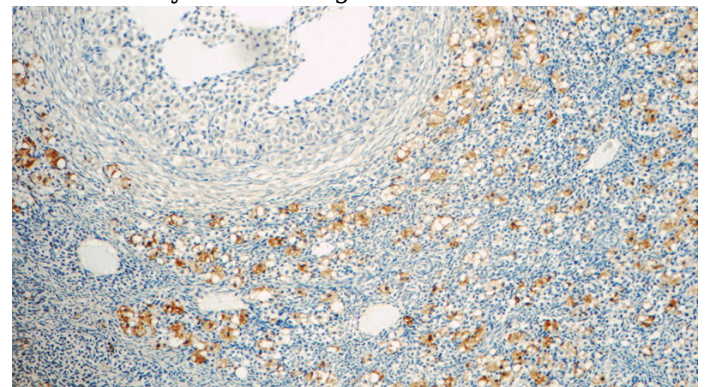
Validations



A549 cells were subjected to SDS PAGE followed by western blot with Catalog No:116075(TLR5 antibody) at dilution of 1:500



IP Result of anti-TLR5 (IP:Catalog No:116075, 4ug; Detection:Catalog No:116075 1:300) with HeLa cells lysate 4000ug.

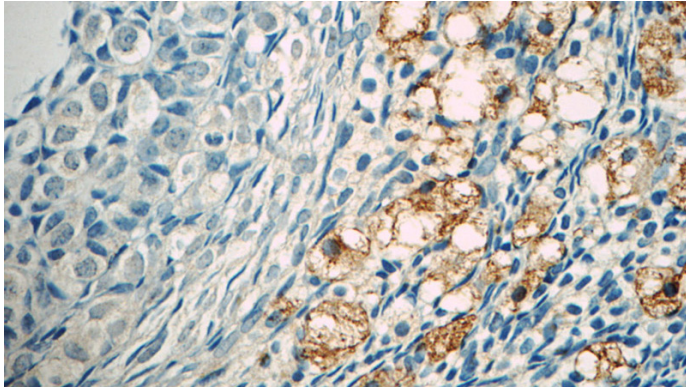


Immunohistochemistry of paraffin-embedded human ovary tissue slide using Catalog

TLR5 antibody

Catalog Number: 116075

No:116075(TLR5 Antibody) at dilution of 1:50
(under 10x lens)



Immunohistochemistry of paraffin-embedded
human ovary tissue slide using Catalog
No:116075(TLR5 Antibody) at dilution of 1:50
(under 40x lens)