

TLR3 antibody

Catalog Number: 116073

Product name

TLR3 antibody

Specificity

Human, Mouse, Rat; other species not tested.

Antibody description

TLR3 Rabbit Polyclonal antibody. Positive FC detected in HeLa cells. Positive IHC detected in human tonsillitis tissue.

Preparation

This antibody was obtained by immunization of TLR3 recombinant protein (Accession Number: NM_003265). Purification method: Antigen affinity purified.

Formulation

PBS with 0.1% sodium azide and 50% glycerol pH 7.3.

Storage

Store at -20°C. DO NOT ALIQUOT

Clonality

Polyclonal

Ig Type

Rabbit IgG

Applications

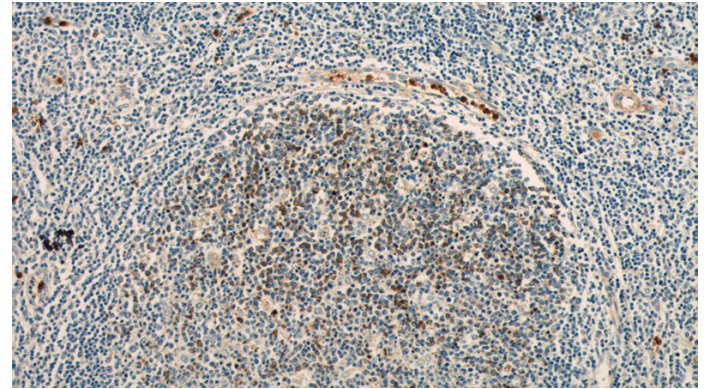
ELISA, IHC, FC

Dilutions

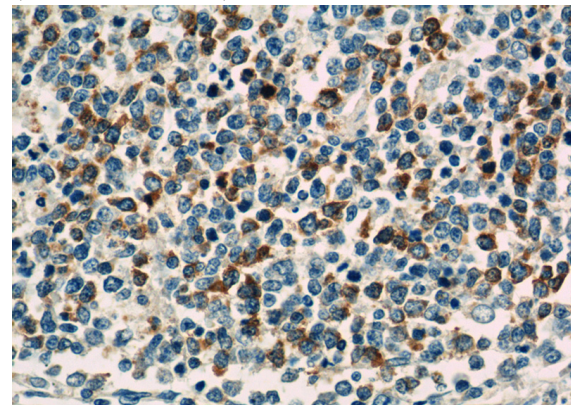
Recommended Dilution:

IHC: 1:20-1:200

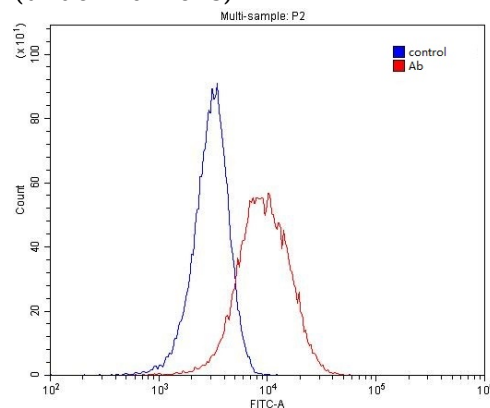
Validations



Immunohistochemistry of paraffin-embedded human tonsillitis tissue slide using Catalog No:116073(TLR3 Antibody) at dilution of 1:50 (under 10x lens)



Immunohistochemistry of paraffin-embedded human tonsillitis tissue slide using Catalog No:116073(TLR3 Antibody) at dilution of 1:50 (under 40x lens)



1X10⁶ HeLa cells were stained with 0.2ug TLR3 antibody (Catalog No:116073, red) and control antibody (blue). Fixed with 4% PFA blocked with 3% BSA (30 min). Alexa Fluor 488-conjugated AffiniPure Goat Anti-Rabbit IgG(H+L) with dilution 1:1500.