

TAF1-Specific antibody

Catalog Number: 115985

Product name

TAF1-Specific antibody

Specificity

human, mouse; other species not tested.

Antibody description

TAF1-Specific Rabbit Polyclonal antibody. Positive IHC detected in human brain. Positive WB detected in mouse brain tissue, Jurkat cells. Observed molecular weight by Western-blot: 50kd

Preparation

This antibody was obtained by immunization of Peptide (Accession Number: NM_138923). Purification method: Antigen affinity purified.

Formulation

PBS with 0.02% sodium azide and 50% glycerol pH 7.3.

Storage

Store at -20°C. DO NOT ALIQUOT

Clonality

Polyclonal

Ig Type

Rabbit IgG

Applications

ELISA, WB, IHC


Dilutions

Recommended Dilution:

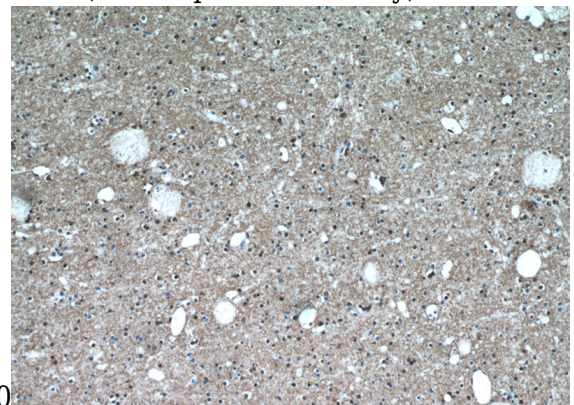
WB: 1:500-1:5000

IHC: 1:20-1:200

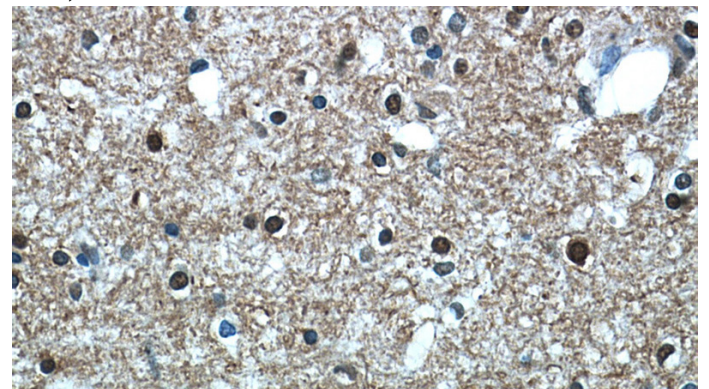
Validations



mouse brain tissue were subjected to SDS PAGE followed by western blot with Catalog No:115985(TAF1-Specific antibody) at dilution of



Immunohistochemical of paraffin-embedded human brain using Catalog No:115985(TAF1-Specific antibody) at dilution of 1:100 (under 10x lens)



Immunohistochemical of paraffin-embedded human brain using Catalog No:115985(TAF1-Specific antibody) at dilution of 1:100 (under 40x lens)