

TEX15 antibody

Catalog Number: 115960

Product name

TEX15 antibody

IP: 1:200-1:1000

IHC: 1:20-1:200


Specificity

Human, Mouse, Rat; other species not tested.

Validations

Antibody description

TEX15 Rabbit Polyclonal antibody. Positive IP detected in PC-3 cells. Positive WB detected in rat testis tissue. Positive IHC detected in human testis tissue. Observed molecular weight by Western-blot: 150 kDa



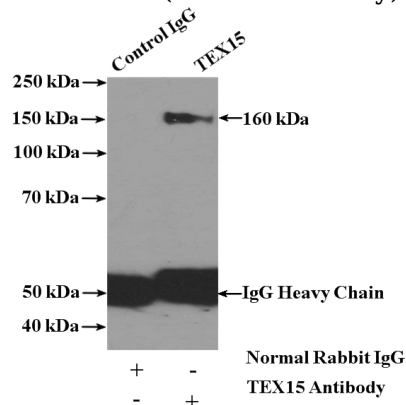
Preparation

This antibody was obtained by immunization of TEX15 recombinant protein (Accession Number: BC141841). Purification method: Antigen affinity purified.

rat testis tissue were subjected to SDS PAGE followed by western blot with Catalog No:115960(TEX15 Antibody) at dilution of 1:300

Formulation

PBS with 0.1% sodium azide and 50% glycerol pH 7.3.



Storage

Store at -20°C. DO NOT ALIQUOT

IP Result of anti-TEX15 (IP:Catalog No:115960, 4ug; Detection:Catalog No:115960 1:300) with PC-3 cells lysate 3200ug.

Clonality

Polyclonal

Ig Type

Rabbit IgG

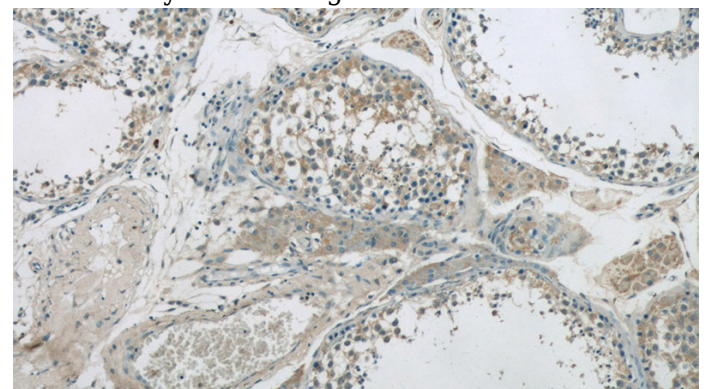
Applications

ELISA, IHC, WB, IP

Dilutions

Recommended Dilution:

WB: 1:200-1:1000

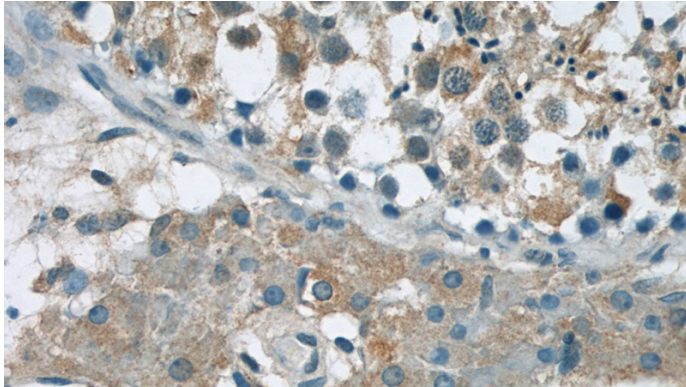


Immunohistochemistry of paraffin-embedded human testis tissue slide using Catalog No:115960(TEX15 Antibody).

TEX15 antibody

Catalog Number: 115960

No:115960(TEX15 Antibody) at dilution of 1:50
(under 10x lens)



Immunohistochemistry of paraffin-embedded
human testis tissue slide using Catalog
No:115960(TEX15 Antibody) at dilution of 1:50
(under 40x lens)