

TCEB2 antibody



Catalog Number: 115901

General Information

Product name:

TCEB2 antibody

Immunogen:

[Human TCEB2 Recombinant protein \(GST tag\)](#)

Applications:

ELISA, WB, IHC, IP

Specificity:

Human, Mouse, Rat; other species not tested.

Antibody description:

TCEB2 Rabbit Polyclonal antibody. Positive IHC detected in human colon cancer tissue. Positive WB detected in HeLa cells, HEK-293 cells, HL-60 cells, K-562 cells, mouse skeletal muscle tissue. Positive IP detected in HEK-293 cells. Observed molecular weight by Western-blot: 18 kDa

Properties

Preparation:

This antibody was obtained by immunization of TCEB2 recombinant protein (Accession Number: BC013306). Purification method: Antigen affinity purified.

Formulation:

PBS with 0.1% sodium azide and 50% glycerol pH 7.3.

Storage:

Store at -20°C. DO NOT ALIQUOT

Clonality:

Polyclonal

Ig Type: Rabbit IgG

Applications


Recommended Dilution:

WB: 1:500-1:5000

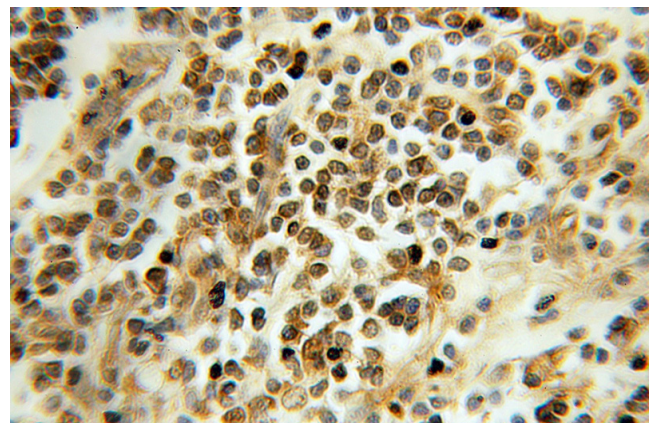
IP: 1:200-1:2000

IHC: 1:20-1:200

Validations



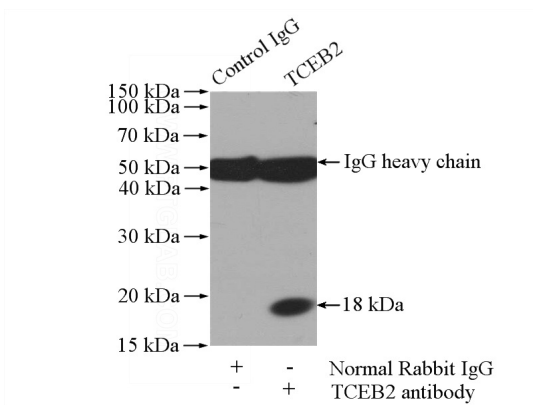
HeLa cells were subjected to SDS PAGE followed by western blot with Catalog No:115901(TCEB2 antibody) at dilution of 1:1000



Immunohistochemical of paraffin-embedded human colon cancer using Catalog No:115901(TCEB2 antibody) at dilution of 1:100 (under 10x lens)

TCEB2 antibody

Catalog Number: 115901



IP Result of anti-TCEB2 (IP:Catalog No:115901, 4ug; Detection:Catalog No:115901 1:500) with HEK-293 cells lysate 3200ug.