

# TBX2 antibody

Catalog Number: 115888

## Product name

TBX2 antibody

## Specificity

human, mouse, rat; other species not tested.

## Antibody description

TBX2 Rabbit Polyclonal antibody. Positive IHC detected in human kidney. Positive WB detected in human placenta tissue, BxPC-3 cells. Observed molecular weight by Western-blot: 74kd

## Preparation

This antibody was obtained by immunization of TBX2 recombinant protein (Accession Number: BC052566). Purification method: Antigen affinity purified.

## Formulation

PBS with 0.02% sodium azide and 50% glycerol pH 7.3.

## Storage

Store at -20°C. DO NOT ALIQUOT

## Clonality

Polyclonal

## Ig Type

Rabbit IgG

## Applications

ELISA, WB, IHC


## Dilutions

Recommended Dilution:

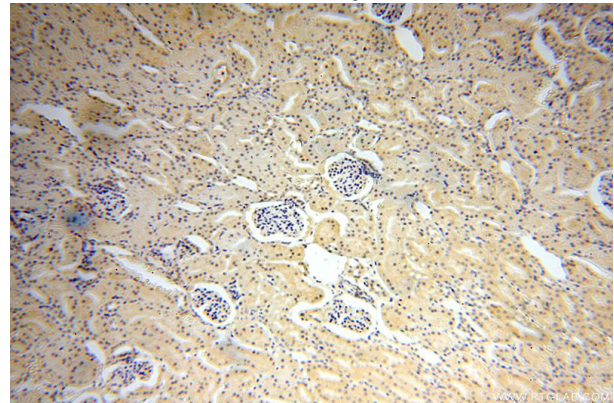
WB: 1:200-1:2000

IHC: 1:20-1:200

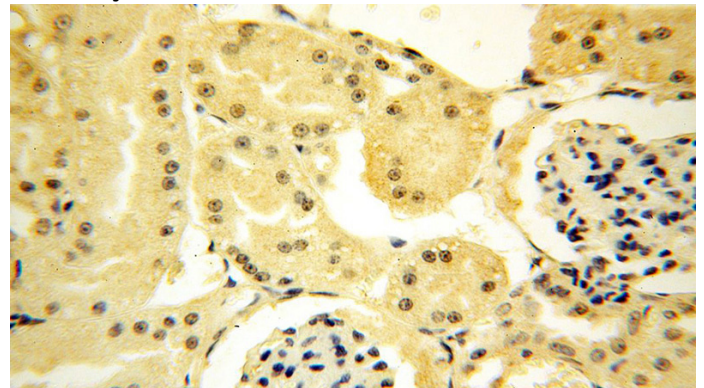
## Validations



human placenta tissue were subjected to SDS PAGE followed by western blot with Catalog No:115888(TBX2 antibody) at dilution of 1:200



Immunohistochemical of paraffin-embedded human kidney using Catalog No:115888(TBX2 antibody) at dilution of 1:100 (under 10x lens)



Immunohistochemical of paraffin-embedded human kidney using Catalog No:115888(TBX2 antibody) at dilution of 1:100 (under 40x lens)