

STXBP2 antibody

Catalog Number: 115810

Product name

STXBP2 antibody

Specificity

Human, Mouse; other species not tested.

Antibody description

STXBP2 Rabbit Polyclonal antibody. Positive IHC detected in human lung cancer tissue, human kidney tissue. Positive WB detected in K-562 cells, Jurkat cells, mouse brain tissue, mouse kidney tissue, rat kidney tissue. Observed molecular weight by Western-blot: 66kd

Preparation

This antibody was obtained by immunization of STXBP2 recombinant protein (Accession Number: NM_001127396). Purification method: Antigen affinity purified.

Formulation

PBS with 0.02% sodium azide and 50% glycerol pH 7.3.

Storage

Store at -20°C. DO NOT ALIQUOT

Clonality

Polyclonal

Ig Type

Rabbit IgG

Applications

ELISA, IHC, WB


Dilutions

Recommended Dilution:

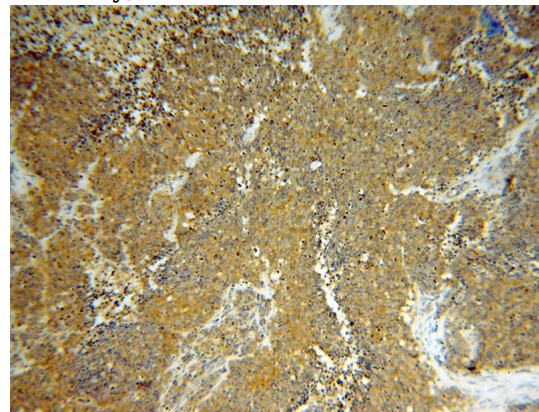
WB: 1:500-1:5000

IHC: 1:20-1:200

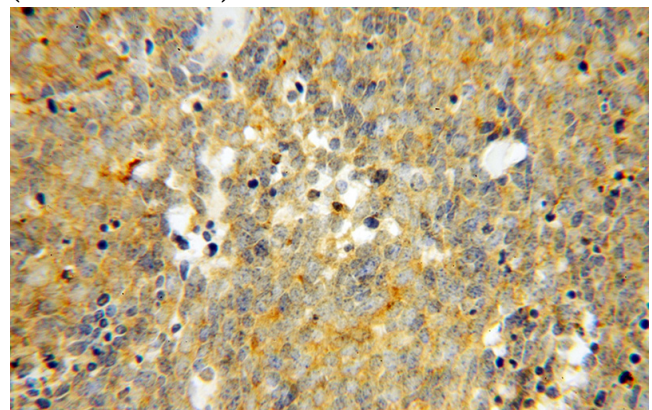
Validations



K-562 cells were subjected to SDS PAGE followed by western blot with Catalog No:115810(STXBP2 antibody) at dilution of 1:1000



Immunohistochemical of paraffin-embedded human lung cancer using Catalog No:115810(STXBP2 antibody) at dilution of 1:100 (under 10x lens)



Immunohistochemical of paraffin-embedded human lung cancer using Catalog

STXBP2 antibody



Catalog Number: 115810

No:115810(STXBP2 antibody) at dilution of 1:100 (under 40x lens)