

STXBP1 antibody



Catalog Number: 115808

Product name

STXBP1 antibody

Specificity

human, mouse, rat; other species not tested.

Antibody description

STXBP1 Rabbit Polyclonal antibody. Positive WB detected in human brain tissue, mouse brain tissue. Positive IHC detected in human brain. Observed molecular weight by Western-blot: 60kd,67kd

Preparation

This antibody was obtained by immunization of Peptide (Accession Number: NM_003165). Purification method: Antigen affinity purified.

Formulation

PBS with 0.02% sodium azide and 50% glycerol pH 7.3.

Storage

Store at -20°C. DO NOT ALIQUOT

Clonality

Polyclonal

Ig Type

Rabbit IgG

Applications

ELISA, WB, IHC

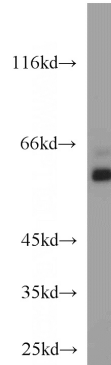
Dilutions

Recommended Dilution:

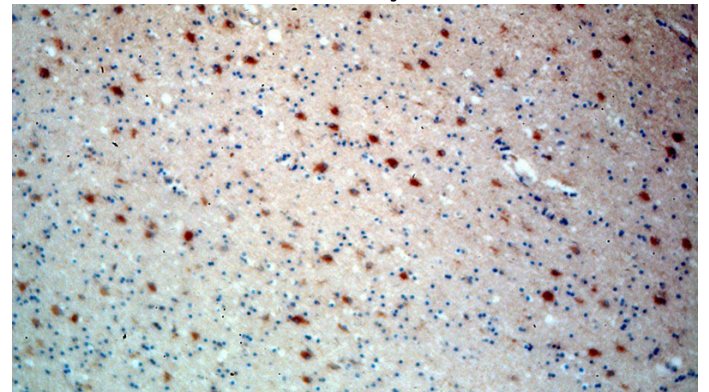
WB: 1:1000-1:10000

IHC: 1:20-1:200

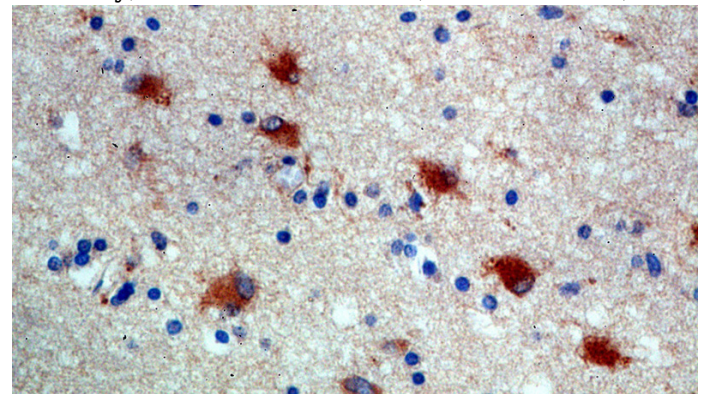
Validations



human brain tissue were subjected to SDS PAGE followed by western blot with Catalog No:115808(STXBP1 antibody) at dilution of 1:800



Immunohistochemical of paraffin-embedded human brain using Catalog No:115808(STXBP1 antibody) at dilution of 1:100 (under 10x lens)



Immunohistochemical of paraffin-embedded human brain using Catalog No:115808(STXBP1 antibody) at dilution of 1:100 (under 40x lens)