

Synaptojanin 2 antibody



Catalog Number: 115767

Product name

Synaptojanin 2 antibody

IHC: 1:20-1:200

IF: 1:50-1:500

Specificity

Human, Mouse, Rat; other species not tested.

Antibody description

Synaptojanin 2 Rabbit Polyclonal antibody. Positive WB detected in SH-SY5Y cells, PC-3 cells. Positive IF detected in SH-SY5Y cells. Positive IHC detected in human brain tissue. Observed molecular weight by Western-blot: 160 kDa

Preparation

This antibody was obtained by immunization of Synaptojanin 2 recombinant protein (Accession Number: BC043277). Purification method: Antigen affinity purified.

Formulation

PBS with 0.02% sodium azide and 50% glycerol pH 7.3.

Storage

Store at -20°C. DO NOT ALIQUOT

Clonality

Polyclonal

Ig Type

Rabbit IgG

Applications


ELISA, WB, IHC, IF

Dilutions

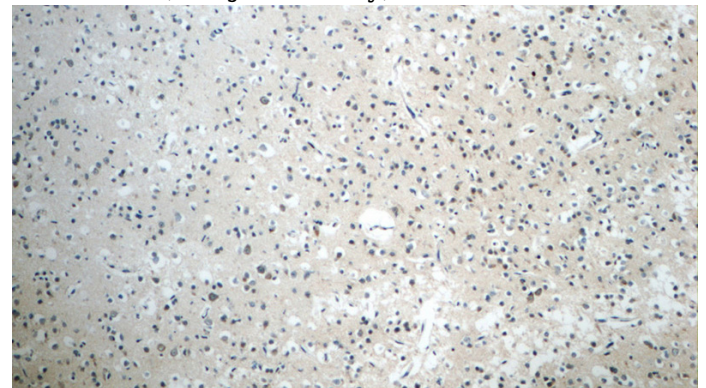
Recommended Dilution:

WB: 1:500-1:5000

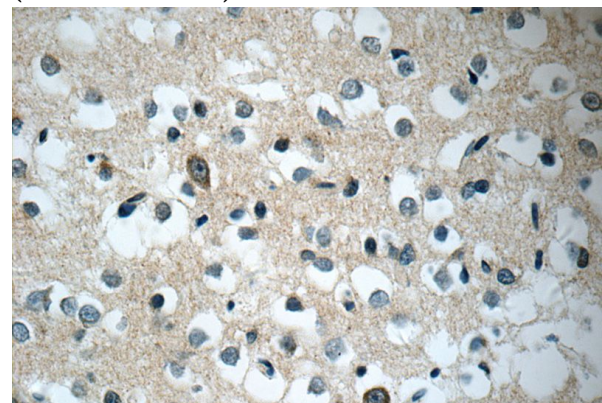
Validations



SH-SY5Y cells were subjected to SDS PAGE followed by western blot with Catalog No:115767(SYNJ2 antibody) at dilution of 1:500



Immunohistochemistry of paraffin-embedded human brain tissue slide using Catalog No:115767(SYNJ2 Antibody) at dilution of 1:50 (under 10x lens)



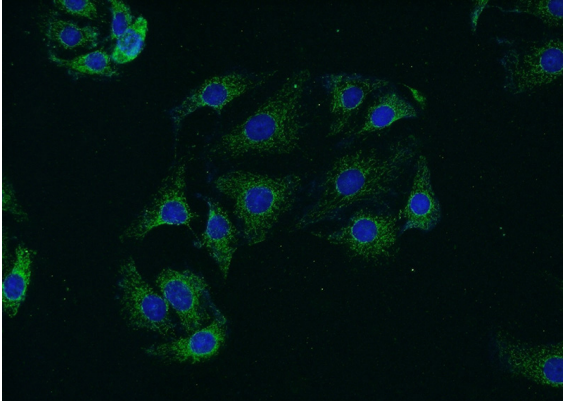
Immunohistochemistry of paraffin-embedded

Synaptojanin 2 antibody



Catalog Number: 115767

human brain tissue slide using Catalog No:115767(SYNJ2 Antibody) at dilution of 1:50 (under 40x lens)



Immunofluorescent analysis of (-20oc Ethanol) fixed SH-SY5Y cells using Catalog No:115767(SYNJ2 Antibody) at dilution of 1:50 and Alexa Fluor 488-conjugated AffiniPure Goat Anti-Rabbit IgG(H+L)