

# STT3A antibody

Catalog Number: 115739

## Product name

STT3A antibody

IHC: 1:20-1:200

IF: 1:20-1:200

## Specificity

Human, Mouse, Rat; other species not tested.

## Antibody description

STT3A Rabbit Polyclonal antibody. Positive IHC detected in human pancreas cancer tissue. Positive IF detected in HEK-293 cells. Positive WB detected in HEK-293 cells. Observed molecular weight by Western-blot: 90-100 kDa

## Preparation

This antibody was obtained by immunization of STT3A recombinant protein (Accession Number: NM\_001278503). Purification method: Antigen affinity purified.

## Formulation

PBS with 0.1% sodium azide and 50% glycerol pH 7.3.

## Storage

Store at -20°C. DO NOT ALIQUOT

## Clonality

Polyclonal

## Ig Type

Rabbit IgG

## Applications

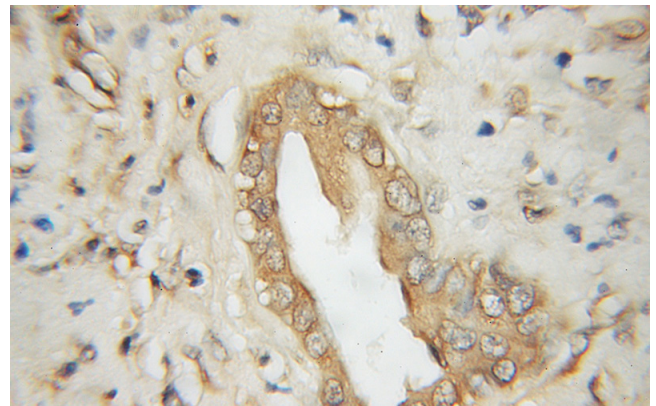
ELISA, IHC, WB, IF

## Dilutions

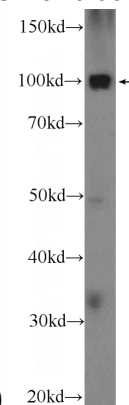
Recommended Dilution:

WB: 1:200-1:1000

## Validations

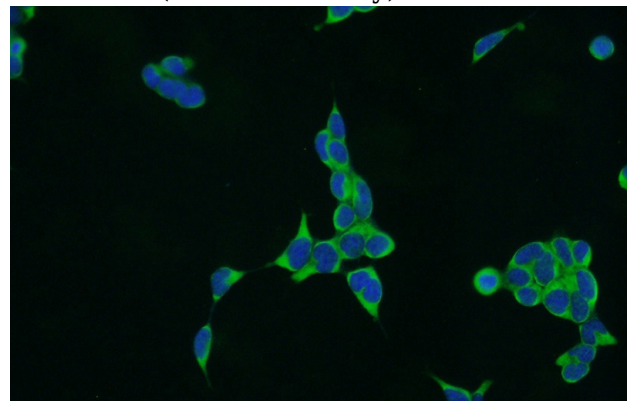


Immunohistochemical of paraffin-embedded human pancreas cancer using Catalog No:115739(STT3A antibody) at dilution of 1:50



(under 10x lens)

HEK-293 cells were subjected to SDS PAGE followed by western blot with Catalog No:115739(STT3A Antibody) at dilution of 1:300



Immunofluorescent analysis of HEK-293 cells

# STT3A antibody



Catalog Number: 115739

---

using Catalog No:115739(STT3A Antibody) at

dilution of 1:50 and Alexa Fluor 488-conjugated  
AffiniPure Goat Anti-Rabbit IgG(H+L)