

STS antibody

Catalog Number: 115738

Product name

STS antibody

Recommended Dilution:

WB: 1:500-1:5000

Specificity


Human, Mouse, Rat; other species not tested.

IHC: 1:20-1:200

Antibody description

STS Rabbit Polyclonal antibody. Positive WB detected in MCF7 cells, human placenta tissue. Positive IHC detected in human placenta tissue, human hysteromyoma tissue, human kidney tissue, human lung tissue, human ovary tissue, human paracancerous tissue of hysteromyoma, human skin tissue. Observed molecular weight by Western-blot: 63kd-65kd

Validations



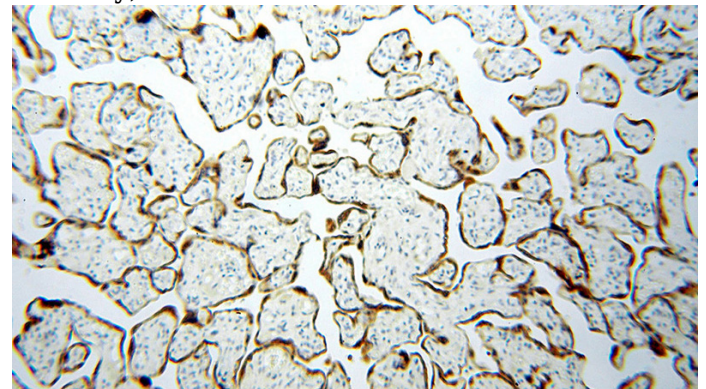
Preparation

This antibody was obtained by immunization of STS recombinant protein (Accession Number: XM_047442107). Purification method: Antigen affinity purified.

MCF7 cells were subjected to SDS PAGE followed by western blot with Catalog No:115738(STS antibody) at dilution of 1:500

Formulation

PBS with 0.02% sodium azide and 50% glycerol pH 7.3.



Storage

Store at -20°C. DO NOT ALIQUOT

Clonality

Polyclonal

Ig Type

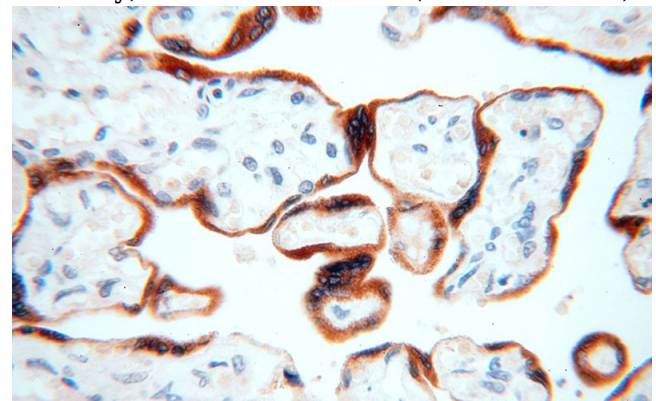
Rabbit IgG

Applications

ELISA, WB, IHC

Dilutions

Immunohistochemical of paraffin-embedded human placenta using Catalog No:115738(STS antibody) at dilution of 1:100 (under 10x lens)



STS antibody



Catalog Number: 115738

Immunohistochemical of paraffin-embedded

human placenta using Catalog No:115738(STS antibody) at dilution of 1:100 (under 40x lens)