

# STK17A antibody

Catalog Number: 115712

## Product name

STK17A antibody

## Specificity

human, mouse; other species not tested.

## Antibody description

STK17A Rabbit Polyclonal antibody. Positive WB detected in BxPC-3 cells, human skeletal muscle tissue, mouse skeletal muscle tissue, NIH/3T3 cells. Positive IHC detected in human heart. Observed molecular weight by Western-blot: 47-53kd

## Preparation

This antibody was obtained by immunization of STK17A recombinant protein (Accession Number: NM\_004760). Purification method: Antigen affinity purified.

## Formulation

PBS with 0.1% sodium azide and 50% glycerol pH 7.3.

## Storage

Store at -20°C. DO NOT ALIQUOT

## Clonality

Polyclonal

## Ig Type

Rabbit IgG

## Applications

ELISA, WB, IHC


## Dilutions

Recommended Dilution:

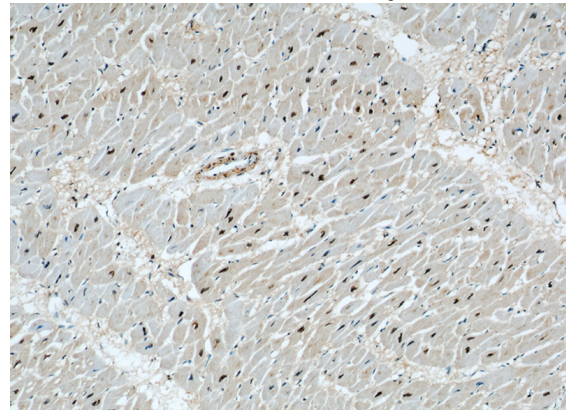
WB: 1:500-1:5000

IHC: 1:20-1:200

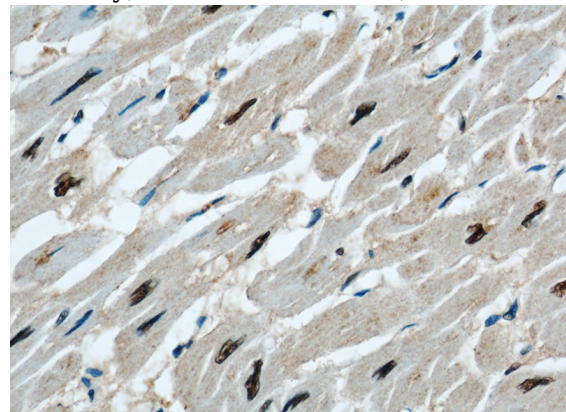
## Validations



BxPC-3 cells were subjected to SDS PAGE followed by western blot with Catalog No:115712(STK17A antibody) at dilution of 1:2000



Immunohistochemical of paraffin-embedded human heart using Catalog No:115712(STK17A antibody) at dilution of 1:50 (under 10x lens)



Immunohistochemical of paraffin-embedded human heart using Catalog No:115712(STK17A antibody) at dilution of 1:50 (under 40x lens)