

Stathmin 1 antibody



Catalog Number: 115698

Product name

Stathmin 1 antibody

Recommended Dilution:

WB: 1:200-1:2000

Specificity

Human, Mouse, Rat; other species not tested.


IHC: 1:20-1:200

IF: 1:20-1:200

Antibody description

Stathmin 1 Rabbit Polyclonal antibody. Positive WB detected in Jurkat cells, HeLa cells, human brain tissue, K-562 cells, MDA-MB-453s cells, mouse brain tissue, rat brain tissue. Positive IHC detected in human gliomas tissue, human lymphoma tissue. Positive IF detected in HeLa cells. Observed molecular weight by Western-blot: 18 kDa

Validations



Preparation

This antibody was obtained by immunization of Stathmin 1 recombinant protein (Accession Number: NM_203399). Purification method: Antigen affinity purified.

Jurkat cells were subjected to SDS PAGE followed by western blot with Catalog No:115698(STMN1 antibody) at dilution of 1:800

Formulation

PBS with 0.1% sodium azide and 50% glycerol pH 7.3.

Storage

Store at -20°C. DO NOT ALIQUOT

Clonality

Polyclonal

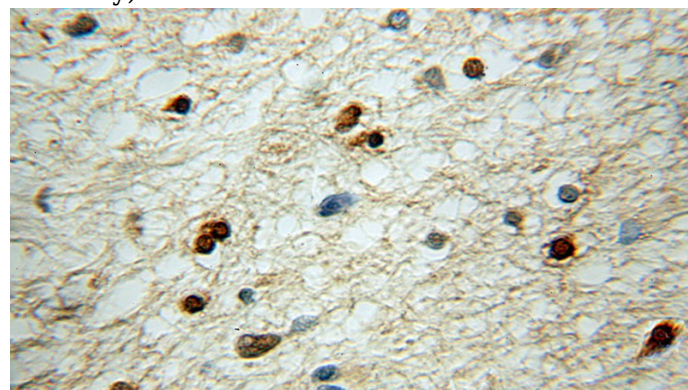
Ig Type

Rabbit IgG

Applications

ELISA, WB, IHC, IF

Dilutions

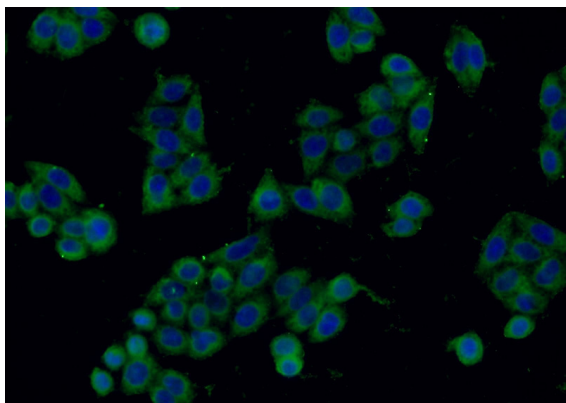


Immunohistochemical of paraffin-embedded human gliomas using Catalog No:115698(STMN1 antibody) at dilution of 1:50 (under 10x lens)

Stathmin 1 antibody



Catalog Number: 115698



Immunofluorescent analysis of HeLa cells using Catalog No:115698(STMN1 Antibody) at dilution of 1:50 and Alexa Fluor 488-conjugated AffiniPure Goat Anti-Rabbit IgG(H+L)