

# SRPK1 antibody

Catalog Number: 115596

## Product name

SRPK1 antibody

WB: 1:1000-1:10000

IP: 1:500-1:5000

## Specificity

Human, Mouse, Rat; other species not tested.

IHC: 1:20-1:200

IF: 1:10-1:100

## Antibody description

SRPK1 Rabbit Polyclonal antibody. Positive FC detected in MCF-7 cells. Positive IF detected in SH-SY5Y cells. Positive IHC detected in human breast cancer tissue, human testis tissue. Positive IP detected in mouse testis tissue. Positive WB detected in Jurkat cells, L02 cells. Observed molecular weight by Western-blot: 95 kDa

## Preparation

This antibody was obtained by immunization of SRPK1 recombinant protein (Accession Number: NM\_003137). Purification method: Antigen affinity purified.

## Formulation

PBS with 0.02% sodium azide and 50% glycerol pH 7.3.

## Storage

Store at -20°C. DO NOT ALIQUOT

## Clonality

Polyclonal

## Ig Type

Rabbit IgG


## Applications

ELISA, WB, FC, IF, IP, IHC

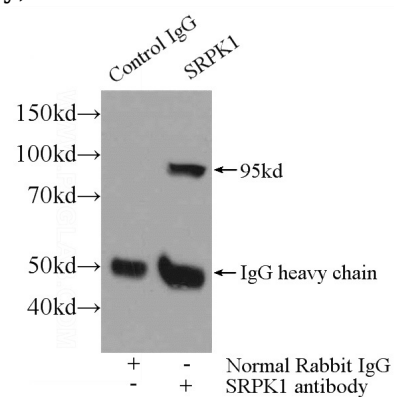
## Dilutions

Recommended Dilution:

## Validations



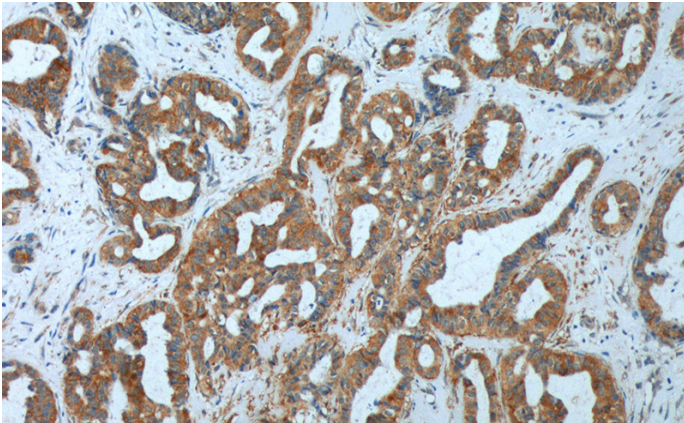
Jurkat cells were subjected to SDS PAGE followed by western blot with Catalog No:115596(SRPK1 antibody) at dilution of 1:1000



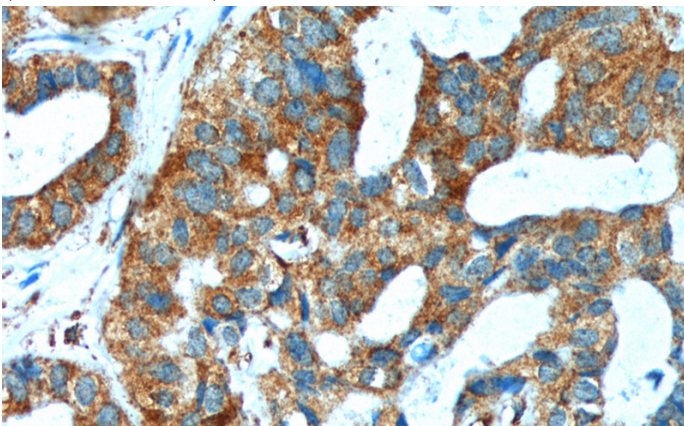
IP Result of anti-SRPK1 (IP:Catalog No:115596, 3ug; Detection:Catalog No:115596 1:1000) with mouse testis tissue lysate 3000ug.

# SRPK1 antibody

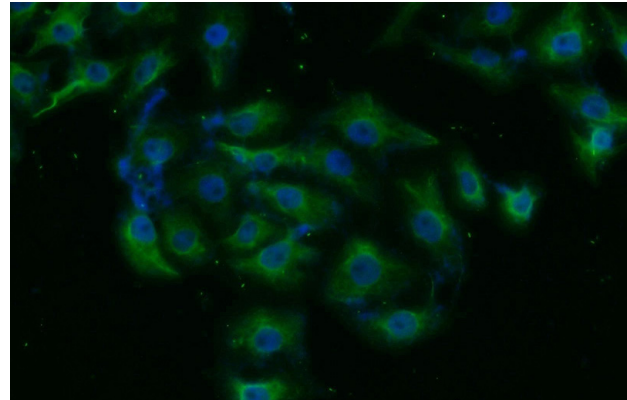
Catalog Number: 115596



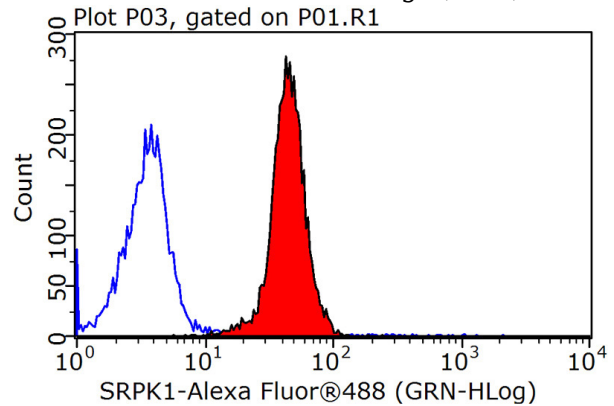
Immunohistochemistry of paraffin-embedded human breast cancer tissue slide using Catalog No:115596(SRPK1 Antibody) at dilution of 1:200 (under 10x lens).



Immunohistochemistry of paraffin-embedded human breast cancer tissue slide using Catalog No:115596(SRPK1 Antibody) at dilution of 1:200 (under 40x lens).



Immunofluorescent analysis of SH-SY5Y cells using Catalog No:115596(SRPK1 Antibody) at dilution of 1:25 and Alexa Fluor 488-conjugated AffiniPure Goat Anti-Rabbit IgG(H+L)



1X10<sup>6</sup> MCF-7 cells were stained with 0.2ug SRPK1 antibody (Catalog No:115596, red) and control antibody (blue). Fixed with 90% MeOH blocked with 3% BSA (30 min). Alexa Fluor 488-conjugated AffiniPure Goat Anti-Rabbit IgG(H+L) with dilution 1:1500.