

SPOCK1 antibody

Catalog Number: 115578

Product name

SPOCK1 antibody

Specificity

Human, Mouse, Rat; other species not tested.

Antibody description

SPOCK1 Rabbit Polyclonal antibody. Positive WB detected in Transfected HEK-293 cells. Positive IHC detected in human kidney tissue, human liver cancer tissue. Observed molecular weight by Western-blot: 50 kDa

Preparation

This antibody was obtained by immunization of SPOCK1 recombinant protein (Accession Number: NM_004598). Purification method: Antigen affinity purified.

Formulation

PBS with 0.02% sodium azide and 50% glycerol pH 7.3.

Storage

Store at -20°C. DO NOT ALIQUOT

Clonality

Polyclonal

Ig Type

Rabbit IgG

Applications

ELISA, WB, IHC


Dilutions

Recommended Dilution:

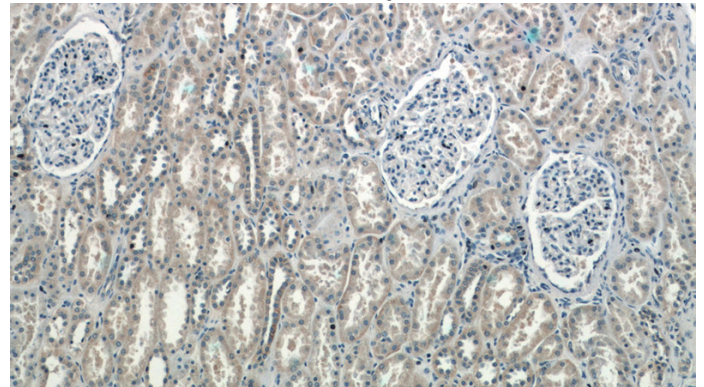
WB: 1:500-1:5000

IHC: 1:20-1:200

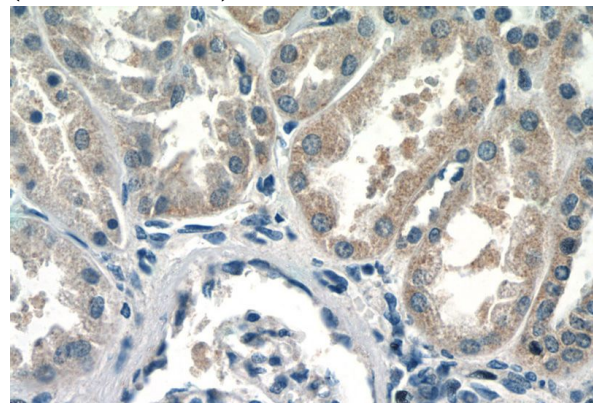
Validations



Transfected HEK-293 cells were subjected to SDS PAGE followed by western blot with Catalog No:115578(SPOCK1 Antibody) at dilution of 1:1000



Immunohistochemistry of paraffin-embedded human kidney tissue slide using Catalog No:115578(SPOCK1 Antibody) at dilution of 1:50 (under 10x lens)



Immunohistochemistry of paraffin-embedded human kidney tissue slide using Catalog No:115578(SPOCK1 Antibody) at dilution of 1:50 (under 40x lens)