

SPATA22 antibody



Catalog Number: 115552

Product name

SPATA22 antibody

IP: 1:200-1:2000

IHC: 1:20-1:200


Specificity

Human, Mouse; other species not tested.

Validations

Antibody description

SPATA22 Rabbit Polyclonal antibody. Positive IHC detected in human brain tissue. Positive WB detected in human testis tissue, mouse testis tissue. Positive IP detected in mouse testis tissue. Observed molecular weight by Western-blot: 41kd



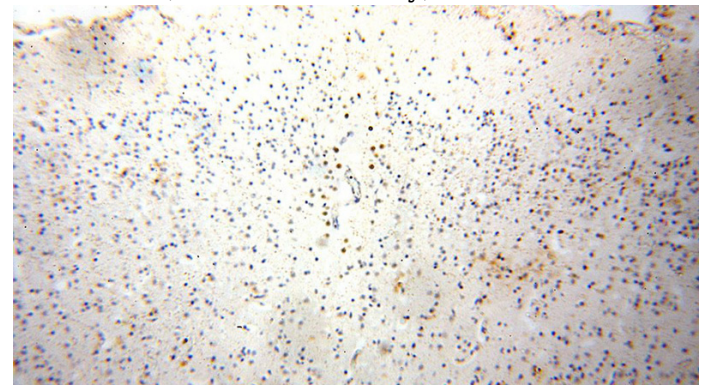
Preparation

This antibody was obtained by immunization of SPATA22 recombinant protein (Accession Number: NM_001170698). Purification method: Antigen affinity purified.

human testis tissue were subjected to SDS PAGE followed by western blot with Catalog No:115552(SPATA22 antibody) at dilution of 1:500

Formulation

PBS with 0.02% sodium azide and 50% glycerol pH 7.3.



Storage

Store at -20°C. DO NOT ALIQUOT

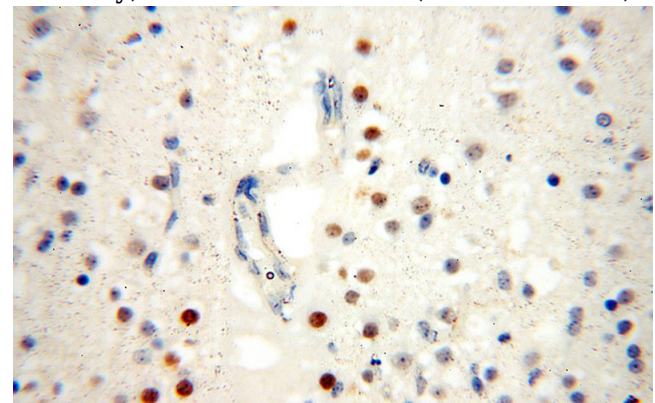
Clonality

Polyclonal

Immunohistochemical of paraffin-embedded human brain using Catalog No:115552(SPATA22 antibody) at dilution of 1:100 (under 10x lens)

Ig Type

Rabbit IgG



Applications

ELISA, WB, IP, IHC

Dilutions

Recommended Dilution:

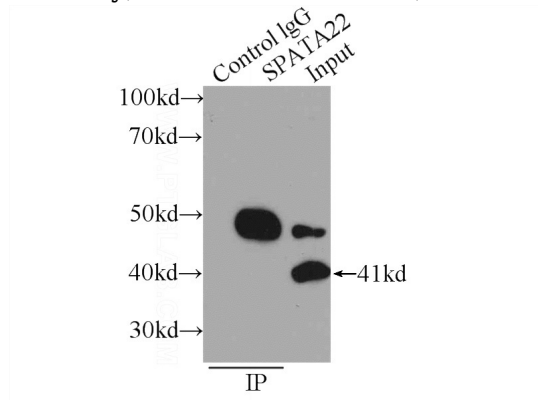
WB: 1:200-1:2000

Immunohistochemical of paraffin-embedded human brain using Catalog No:115552(SPATA22

SPATA22 antibody

Catalog Number: 115552

antibody) at dilution of 1:100 (under 40x lens)



IP Result of anti-SPATA22 (IP:Catalog No:115552, 3ug; Detection:Catalog No:115552 1:500) with mouse testis tissue lysate 4800ug.