

SKAP2 antibody



Catalog Number: 115253

Product name

SKAP2 antibody

Immunogen

[Human SKAP2 Recombinant protein \(GST tag\)](#)

Specificity

Human, Mouse, Rat; other species not tested.

Antibody description

SKAP2 Rabbit Polyclonal antibody. Positive IHC detected in human colon cancer tissue. Positive IP detected in mouse liver tissue. Positive WB detected in human liver tissue. Observed molecular weight by Western-blot: 55kd

Preparation

This antibody was obtained by immunization of SKAP2 recombinant protein (Accession Number: XM_017012771). Purification method: Antigen affinity purified.

Formulation

PBS with 0.1% sodium azide and 50% glycerol pH 7.3.

Storage

Store at -20°C. DO NOT ALIQUOT

Clonality

Polyclonal

Ig Type

Rabbit IgG

Applications

ELISA, WB, IHC, IP

Dilutions


Recommended Dilution:

WB: 1:500-1:5000

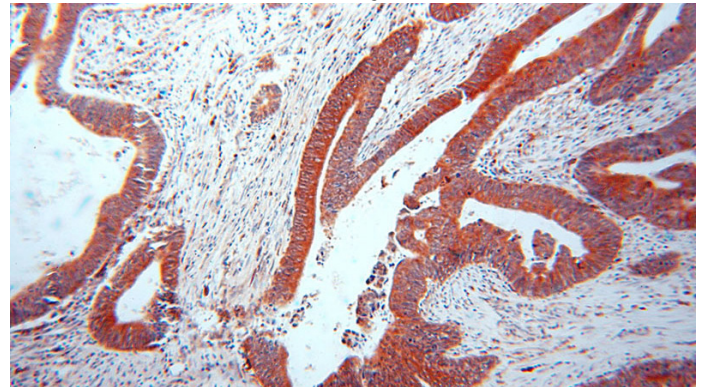
IP: 1:200-1:2000

IHC: 1:20-1:200

Validations



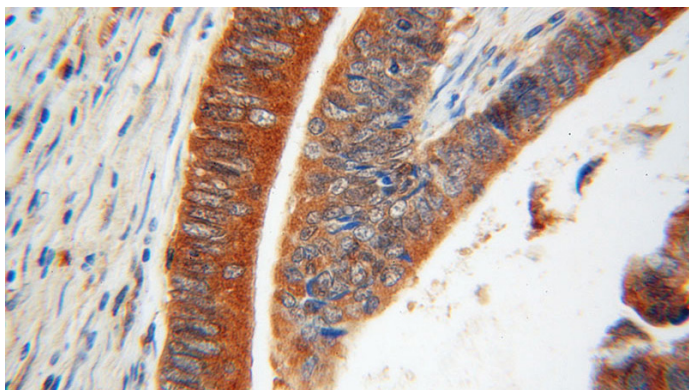
human liver tissue were subjected to SDS PAGE followed by western blot with Catalog No:115253(SKAP2 antibody) at dilution of 1:1500



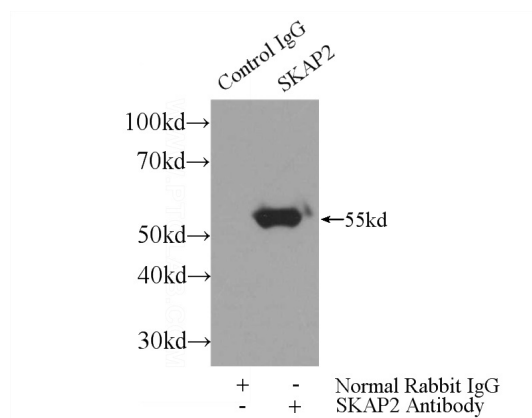
Immunohistochemical of paraffin-embedded human colon cancer using Catalog No:115253(SKAP2 antibody) at dilution of 1:100 (under 10x lens)

SKAP2 antibody

Catalog Number: 115253



Immunohistochemical of paraffin-embedded human colon cancer using Catalog No:115253(SKAP2 antibody) at dilution of 1:100 (under 40x lens)



IP Result of anti-SKAP2 (IP:Catalog No:115253, 3ug; Detection:Catalog No:115253 1:700) with mouse liver tissue lysate 4000ug.