

SIRT6 antibody

Catalog Number: 115247

Product name

SIRT6 antibody

Specificity

human, mouse, rat; other species not tested.

Antibody description

SIRT6 Rabbit Polyclonal antibody. Positive IHC detected in human brain. Positive WB detected in human brain tissue, HeLa cells. Observed molecular weight by Western-blot: 45-50kd

Preparation

This antibody was obtained by immunization of SIRT6 recombinant protein (Accession Number: NM_001193285). Purification method: Antigen affinity purified.

Formulation

PBS with 0.02% sodium azide and 50% glycerol pH 7.3.

Storage

Store at -20°C. DO NOT ALIQUOT

Clonality

Polyclonal

Ig Type

Rabbit IgG

Applications

ELISA, WB, IHC


Dilutions

Recommended Dilution:

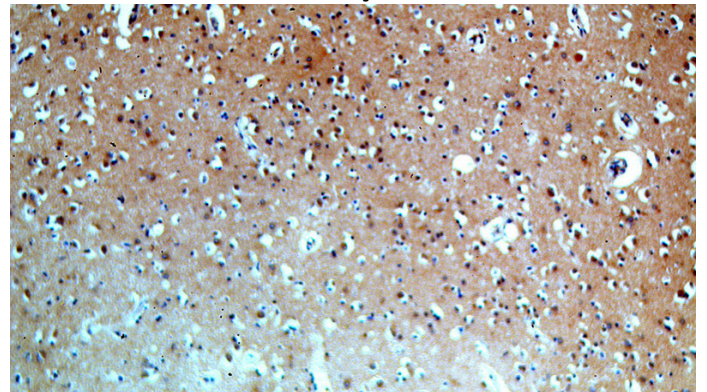
WB: 1:200-1:2000

IHC: 1:20-1:200

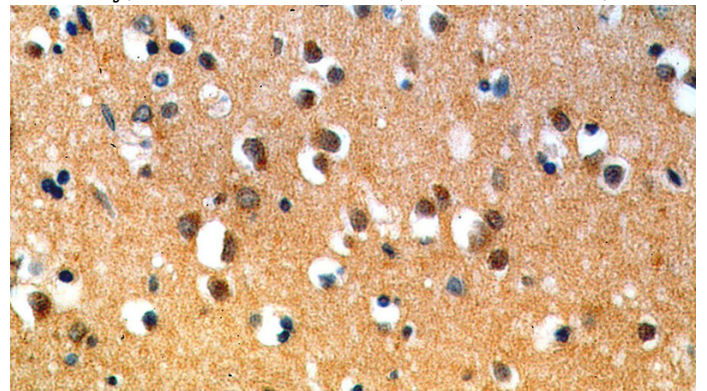
Validations



human brain tissue were subjected to SDS PAGE followed by western blot with Catalog No:115247(SIRT6 antibody) at dilution of 1:400



Immunohistochemical of paraffin-embedded human brain using Catalog No:115247(SIRT6 antibody) at dilution of 1:50 (under 10x lens)



Immunohistochemical of paraffin-embedded human brain using Catalog No:115247(SIRT6 antibody) at dilution of 1:50 (under 40x lens)