

SIRT2 antibody

Catalog Number: 115242

Product name

SIRT2 antibody

Immunogen

[Human SIRT2 Recombinant protein \(GST tag\)](#)

Specificity

Human, Mouse, Rat; other species not tested.

Antibody description

SIRT2 Rabbit Polyclonal antibody. Positive IP detected in mouse brain tissue. Positive WB detected in human brain tissue, mouse brain tissue, rat kidney tissue. Positive IHC detected in human heart tissue, human breast cancer tissue. Observed molecular weight by Western-blot: 37-45 kDa

Preparation

This antibody was obtained by immunization of SIRT2 recombinant protein (Accession Number: XM_006723111). Purification method: Antigen affinity purified.

Formulation

PBS with 0.1% sodium azide and 50% glycerol pH 7.3.

Storage

Store at -20°C. DO NOT ALIQUOT

Clonality

Polyclonal

Ig Type

Rabbit IgG

Applications

ELISA, WB, IHC, IP

Dilutions

Recommended Dilution:

WB: 1:500-1:5000

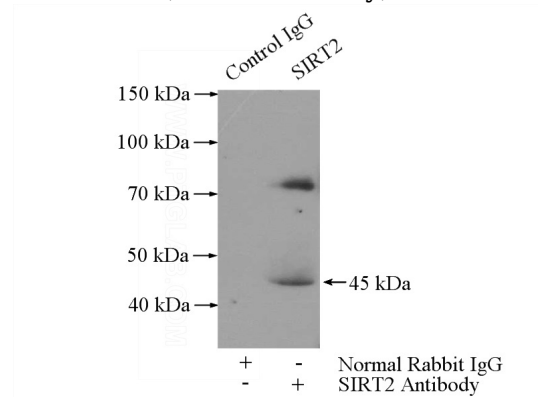
IP: 1:200-1:2000

IHC: 1:20-1:200

Validations



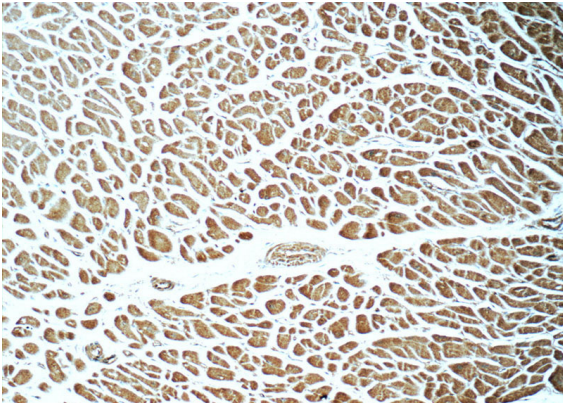
human brain tissue were subjected to SDS PAGE followed by western blot with Catalog No:115242(SIRT2 antibody) at dilution of 1:1000



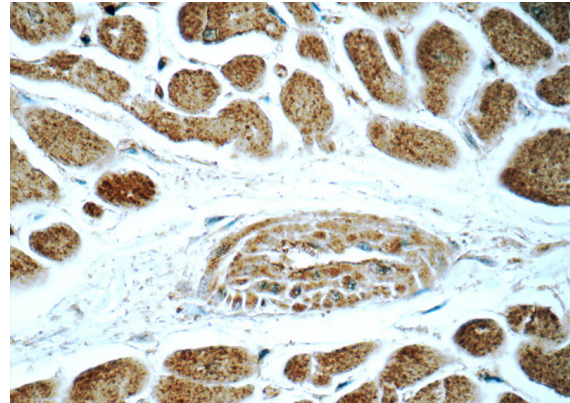
IP Result of anti-SIRT2 (IP:Catalog No:115242, 4ug; Detection:Catalog No:115242 1:500) with mouse brain tissue lysate 4000ug.

SIRT2 antibody

Catalog Number: 115242



Immunohistochemistry of paraffin-embedded human heart tissue slide using Catalog No:115242(SIRT2 Antibody) at dilution of 1:50 (under 10x lens)



Immunohistochemistry of paraffin-embedded human heart tissue slide using Catalog No:115242(SIRT2 Antibody) at dilution of 1:50 (under 40x lens)