

SIRT1 antibody



Catalog Number: 115241

Product name

SIRT1 antibody

Recommended Dilution:

WB: 1:200-1:2000

Specificity

Human, Mouse, Rat; other species not tested.


IP: 1:200-1:2000

IHC: 1:20-1:200

Antibody description

SIRT1 Rabbit Polyclonal antibody. Positive WB detected in HeLa cells, DU 145 cells, HEK-293 cells, Jurkat cells, K-562 cells, MCF7 cells, mouse testis tissue, PC-3 cells. Positive IP detected in mouse testis tissue. Positive IHC detected in mouse testis tissue, human colon cancer tissue, human lung cancer tissue. Observed molecular weight by Western-blot: 110-130 kDa, 80-85 kDa

Validations



Preparation

This antibody was obtained by immunization of SIRT1 recombinant protein (Accession Number: BC012499). Purification method: Antigen affinity purified.

HeLa cells were subjected to SDS PAGE followed by western blot with Catalog No:115241(SIRT1 Antibody) at dilution of 1:800

Formulation

PBS with 0.02% sodium azide and 50% glycerol pH 7.3.

Storage

Store at -20°C. DO NOT ALIQUOT

Clonality

Polyclonal

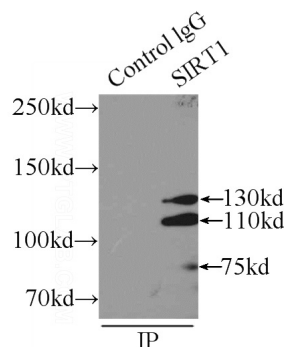
Ig Type

Rabbit IgG

Applications

ELISA, IP, IHC, WB

Dilutions

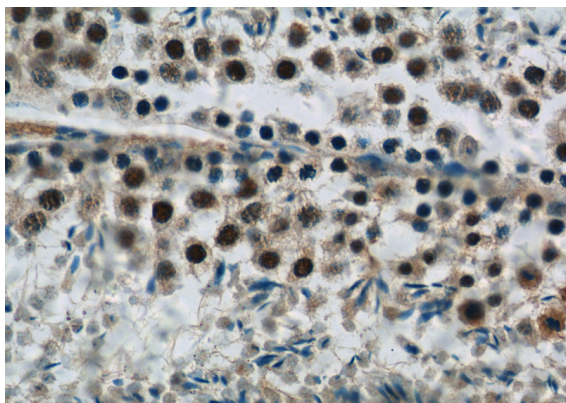


IP Result of anti-SIRT1 (IP:Catalog No:115241, 4ug; Detection:Catalog No:115241 1:500) with mouse testis tissue lysate 8000ug.

SIRT1 antibody



Catalog Number: 115241



Immunohistochemistry of paraffin-embedded mouse testis tissue slide using Catalog No:115241(SIRT1 Antibody) at dilution of 1:50 (under 40x lens)