

SF4 antibody

Catalog Number: 115141

Product name

SF4 antibody

IHC: 1:20-1:200

IF: 1:10-1:100

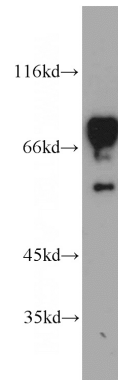
Specificity

human, mouse, rat; other species not tested.

Validations

Antibody description

SF4 Rabbit Polyclonal antibody. Positive IF detected in HepG2. Positive IHC detected in human testis. Positive WB detected in HEK-293 cells, HepG2 cells, mouse testis tissue. Observed molecular weight by Western-blot: 72kd,55kd



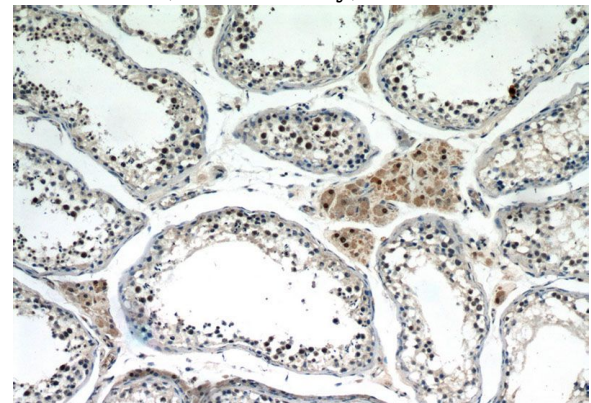
Preparation

This antibody was obtained by immunization of SF4 recombinant protein (Accession Number: BC002986). Purification method: Antigen affinity purified.

HEK-293 cells were subjected to SDS PAGE followed by western blot with Catalog No:115141(SF4 antibody) at dilution of 1:1000

Formulation

PBS with 0.02% sodium azide and 50% glycerol pH 7.3.



Storage

Store at -20°C. DO NOT ALIQUOT

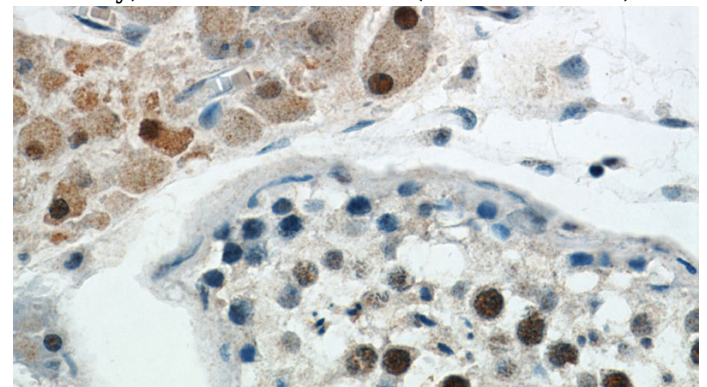
Clonality

Polyclonal

Immunohistochemical of paraffin-embedded human testis using Catalog No:115141(SF4 antibody) at dilution of 1:100 (under 10x lens)

Ig Type

Rabbit IgG



Applications

ELISA, WB, IHC, IF

Dilutions

Recommended Dilution:

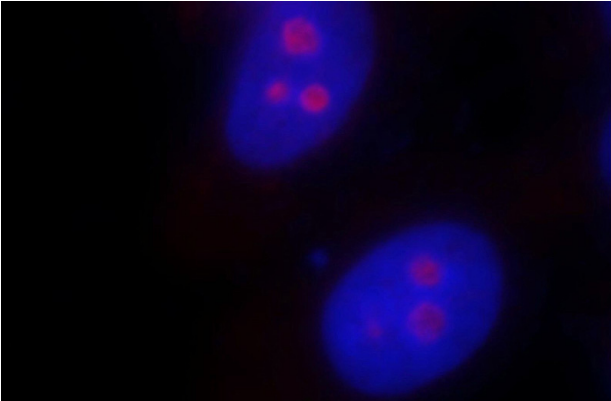
WB: 1:500-1:5000

Immunohistochemical of paraffin-embedded human testis using Catalog No:115141(SF4

SF4 antibody

Catalog Number: 115141

antibody) at dilution of 1:100 (under 40x lens)



Immunofluorescent analysis of HepG2 cells, using SF4 antibody Catalog No: at 1:25 dilution and Rhodamine-labeled goat anti-rabbit IgG (red). Blue pseudocolor = DAPI (fluorescent DNA dye).