

S100A9 antibody

Catalog Number: 114966

Product name

S100A9 antibody

WB: 1:200-1:2000

IHC: 1:20-1:200


Immunogen

[Human S100A9 Recombinant protein \(GST tag\)](#)

Validations

Specificity

human; other species not tested.



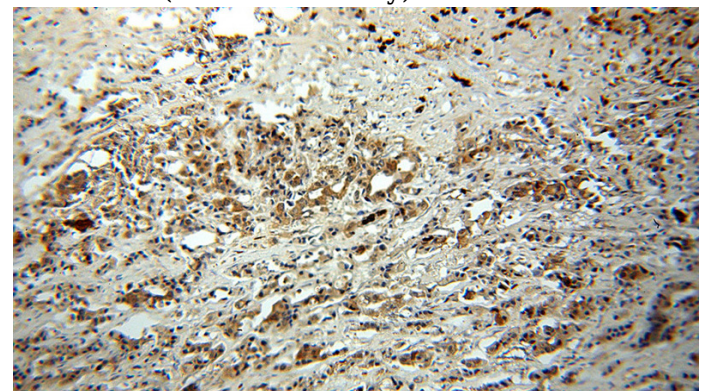
Antibody description

S100A9 Rabbit Polyclonal antibody. Positive IHC detected in human breast cancer. Positive WB detected in human heart tissue. Observed molecular weight by Western-blot: 14kd

human heart tissue were subjected to SDS PAGE followed by western blot with Catalog No:114966(S100A9 antibody) at dilution of 1:500

Preparation

This antibody was obtained by immunization of S100A9 recombinant protein (Accession Number: NM_002965). Purification method: Antigen affinity purified.



Formulation

PBS with 0.02% sodium azide and 50% glycerol pH 7.3.

Storage

Store at -20°C. DO NOT ALIQUOT

Clonality

Polyclonal

Ig Type

Rabbit IgG

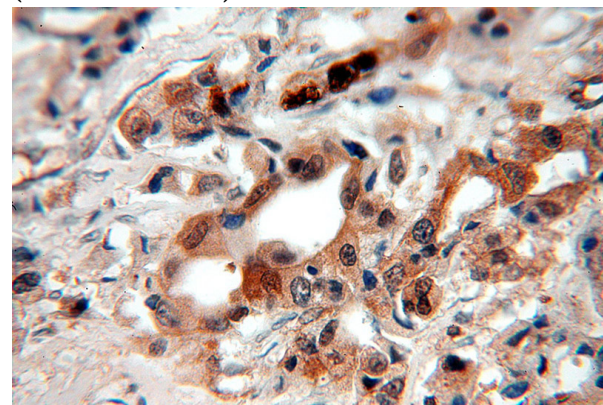
Applications

ELISA, WB, IHC

Dilutions

Recommended Dilution:

Immunohistochemical of paraffin-embedded human breast cancer using Catalog No:114966(S100A9 antibody) at dilution of 1:100 (under 10x lens)



Immunohistochemical of paraffin-embedded

S100A9 antibody



Catalog Number: 114966

human breast cancer using Catalog

No:114966(S100A9 antibody) at dilution of 1:100
(under 40x lens)